

2 0 1 6
G I A N T
J A M B O R E E

October 27-31
Hynes Convention
Center
Boston, MA

WELCOME!



We make science tools accessible
to more people so everyone has
the opportunity to become a

GIANT

in science and the world.

Joseph A Walder, MD, PhD

Founder, Integrated DNA Technologies



Congratulations to all participants at iGEM 2016!

You are well on your way to becoming a science giant and we couldn't be prouder.

Take a break from your hard work.

Visit the **IDT Lounge, room 207***, for some fun.

* Directly across from the exhibitor hall on the 2nd level.



www.idtdna.com




TABLE OF CONTENTS

Welcome	8
About	11
World Map	12
Contributors	14
Sponsors	16
Maps.....	18
Exterior Hynes Convention Center	18
Plaza Level	19
Second Level	20
Hall C and D	21
Third Level	22
Schedule	23
Friday	24
Saturday	26
Sunday	28
Workshops	30

Handbook.....	46
Posters.....	60
Abstracts	66

Welcome to the 2016 iGEM Giant Jamboree!

Once again, iGEM teams from all over the world are coming together to get to know each other, compete with each other, and celebrate their successes in a single Giant Jamboree. The Jamboree will be intense. It will be exhausting. It will be exciting! Take time to meet the students from other parts of the world.

iGEM exists because of the iGEM community. We thank the students whose imagination and hard work brought them to Boston, their instructors, the members of our committees, the organizers and volunteers of the workshops, and our sponsors. We give special thanks to the 150 judges!

The field of Synthetic Biology is thriving. Companies are starting and growing, investors are investing, governments are funding, universities are expanding their programs, journalists are reporting, and communities are asking, “Where will this take us?”

The iGEM projects are better and more successful than ever. The parts are being documented better, the spirit of sharing is stronger, and the community is growing. For the students, this was a year of opportunity, creativity, hard work, failure, and success. They learned at a pace not found in a normal undergraduate experience.

Last year’s InterLab study tested whether one protocol could produce the same results across all labs. This year, over 70 teams followed one protocol and also measured data in absolute units. We hope for success.

This year our iGEM teams lived in the future we all want for Synthetic Biology; a future where teams treat DNA as information instead of molecules. A future where teams don’t have to think about how to get the DNA they need - it comes in the mail. They don’t have to work for weeks to build their DNA - it comes in the mail. They don’t have to select one DNA choice of many – they all come in the mail. They don’t have to choose their project based on available DNA – anything can come in the mail. Thank you, IDT, for giving that future to the iGEM teams today.

iGEM Headquarters ships out a Distribution Kit containing over 2,000 parts to each team in the spring. This year, a special partner, GenScript, provided all of the logistics for shipping the distribution to China.

iGEM teams work in so many different countries that no single principle of safety and security covers them all. Still, iGEM must be safe. The iGEM Safety Program is organized by the Safety Committee, a panel of external experts who advise and oversee all safety concerns in iGEM. Fortunately, this year, we received funding to strengthen and expand this program. Thank you, Open Philanthropy Project.

A sentiment from last year still rings true today: “The goal of Synthetic Biology is to establish fluent control over matter - a technological revolution of the 21st century. iGEM introduces students, faculty, and advisors to the field. It shows them the excitement and challenges, the opportunities and risks they will face in the future. iGEM is not just what the students did this summer. It is the beginning of what they will do for the rest of their lives.”

Thank you,
Randy Rettberg
President and Founder iGEM Foundation

WELCOME





Congratulations to all 2016 iGEM Teams!

As one of the leading synthetic biology companies in the world, **GenScript is proud to support the accomplishments of participating iGEM teams.** With a mission to accelerate research to save lives, we strive to provide comprehensive, high-quality products and services that can meet any project need.



Gene Synthesis

- industry-leading gene synthesis capacity of >100 million bp/month
- 100% sequence verification
- Downstream service options including plasmid prep, express cloning and mutagenesis



CRISPR Services

- Validated, in-stock gRNA sequences and on-demand gRNA design options
- High-quality CRISPR plasmids and libraries in both all-in-one and dual vector formats
- Mammalian cell line and recombinant microbial strain development



Protein Services

- 4 major expression systems (bacterial, mammalian, yeast and insect)
- Guaranteed protein amount
- Gene synthesis included



Antibody Services

- Successful production of over 13,000 high quality antibodies since 2004
- Delivery time starting at just 45 days
- Fully customizable options



Peptide Services

- Industry-leading 95% synthesis success rate
- Flexible quantity and purity options
- Custom peptides and peptide libraries

Learn more at
www.genscript.com

GenScript 860 Centennial Ave. Piscataway, NJ 08854

Tel: 1-732-885-9188 / 1-877-436-7274(Toll-Free)

Fax: 1-732-210-0262

Email: order@genscript.com

Web: www.genscript.com

ABOUT

The International Genetically Engineered Machine (iGEM) Foundation is an independent, non-profit organization dedicated to education and competition, the advancement of synthetic biology, and the development of an open community and collaboration.

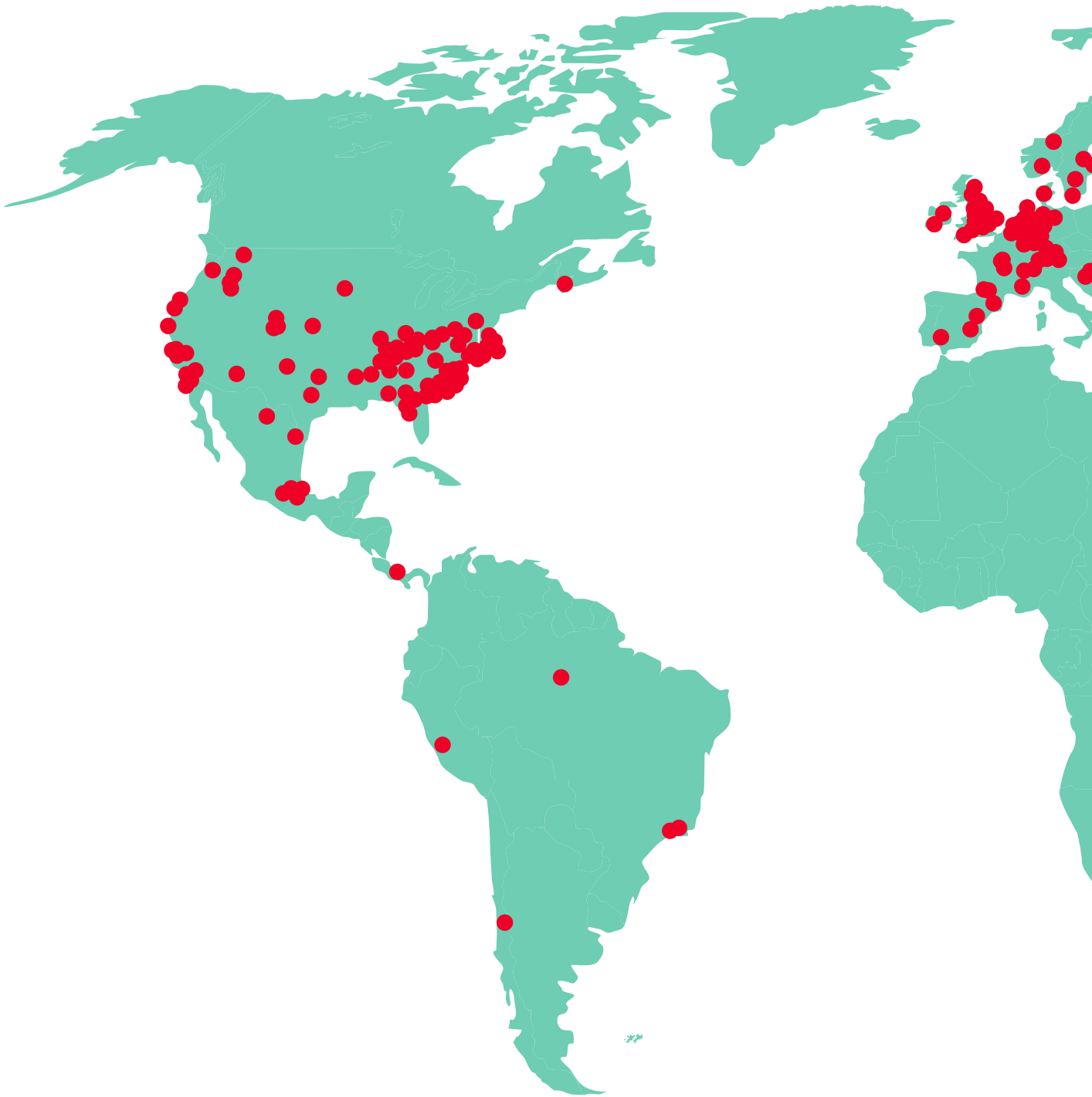
iGEM runs three main programs: the iGEM Competition - an international competition for students interested in the field of synthetic biology; the Labs Program - a program for academic labs to use the same resources as the competition teams; and the Registry of Standard Biological Parts - a growing collection of genetic parts for building biological devices and systems.

The iGEM competition is an annual, world wide, synthetic biology event aimed at undergraduate university students, as well as high school and graduate students. Multidisciplinary teams work all summer long to build genetically engineered systems using standard biological parts called Biobricks. iGEM teams work inside and outside the lab, creating sophisticated projects that strive to create a positive contribution to their communities and the world.

iGEM began in January 2003 as an independent study course at the Massachusetts Institute of Technology (MIT) where students developed biological devices to make cells blink. This course became a summer competition in 2004 with 5 teams. In 2016 it has expanded to 300 teams from more than 40 countries.

The competition was originally aimed at college students but it has grown to include overgraduate and high school students. The competition's projects also grew in complexity. Tracks were introduced to the competition to give teams focus areas for their projects and Regional Jamborees and World Championships were held in the past. Past projects have ranged from a rainbow of pigmented bacteria, to banana and wintergreen scented bacteria, to the development of an arsenic biosensor to screen drinking water.

WORLD MAP





CONTRIBUTORS

iGEM Board of Directors

King Chow

Richard Johnson

Thomas Knight

Randy Rettberg

Pamela Silver

iGEM Headquarters Staff

Randy Rettberg
President

Meagan Lizarazo
Vice President

Vinoo Selvarajah
Assistant Director of the
Registry

Kitwa Ng
iGEM Generalist

Kim de Mora
Director of Development

Maria Bartolini
Director of Marketing and
Communications

Ana Sifuentes
Visual Designer and
Ambassador to Latin America

Traci Haddock-Angelli
Director of Technology

Rosa DaCosta
Administrative Assistant

Abigail Sison
Intern

iGEM Judging Committee

Peter Carr
Director of Judging

Executive Judging Committee

Beth Beason-Abmyer

Janie Brennan

Kim de Mora

Nils Lübke

Responsible Conduct Committee

Peter Carr

King Chow

Martha Eborall

Chris French

Karmella Haynes

Roman Jerala

Safety

Peter Carr

Tom Knight

Todd Kuiken

Piers Millet

Kenneth Oye

Megan Palmer

Cecile van der Vlugt

Kathrina Yambao

Samuel Yu

SPONSORS

Platinum Partners



Partner



Gold



Exhibitors

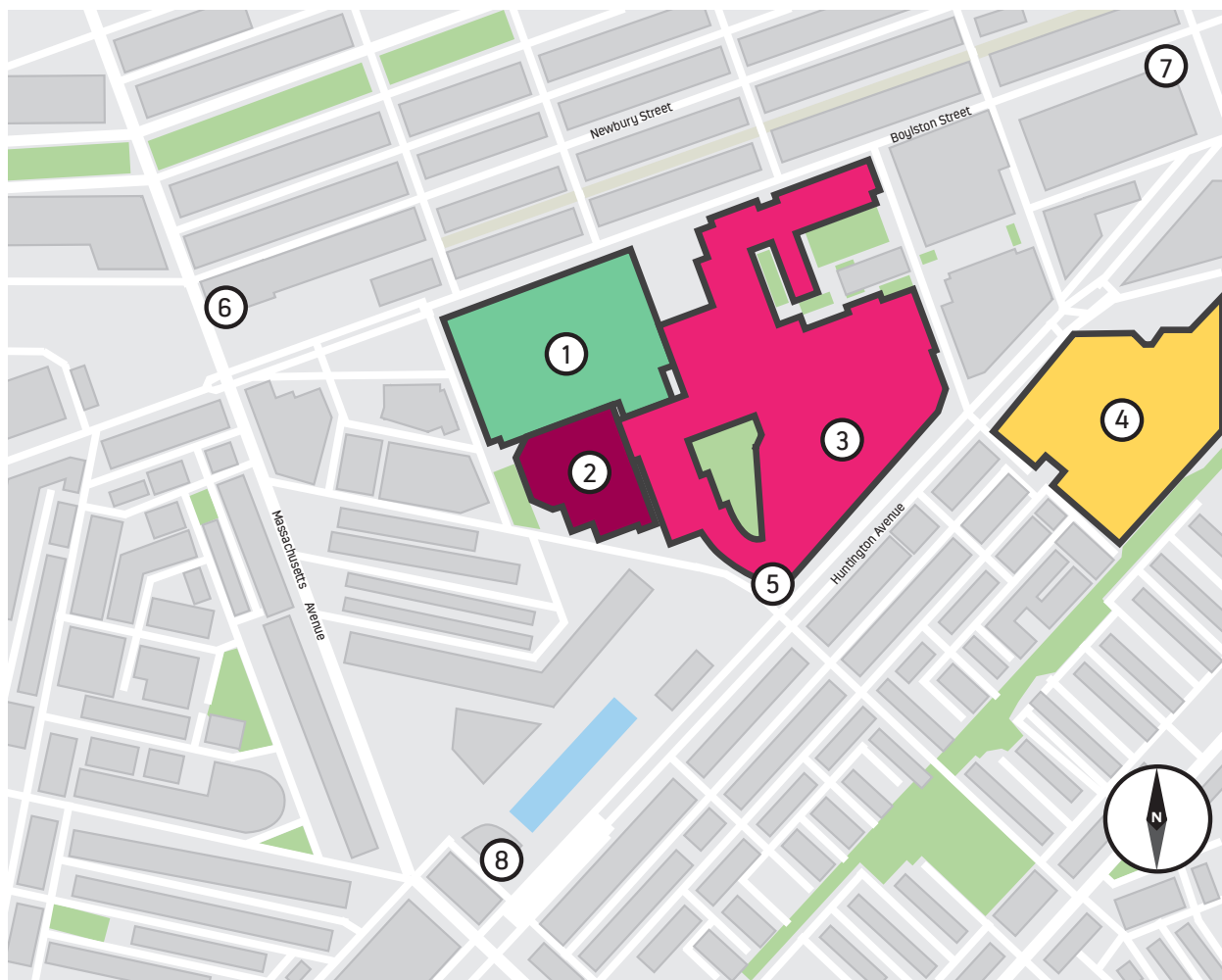
FBI
Gen9
GenScript
Ginkgo Bioworks
Gilson
Integrated DNA Technologies
MathWorks
Modern Meadow
PLOS
SGI DNA
Synenergene
SynBioBeta
Syngenta
Twist Biosciences
University of Edinburgh
USDA/APHIS BRS

Career Fair Exhibitors

Sunday - Ballroom C - 1:00 pm - 4:00 pm

FBI
GenScript
Ginkgo Bioworks
Modern Meadow
Twist Biosciences
University of Edinburgh

MAPS



1 Hynes Convention Center

2 Sheraton Hotel

3 Prudential Center Mall

4 Copley Plaza Mall

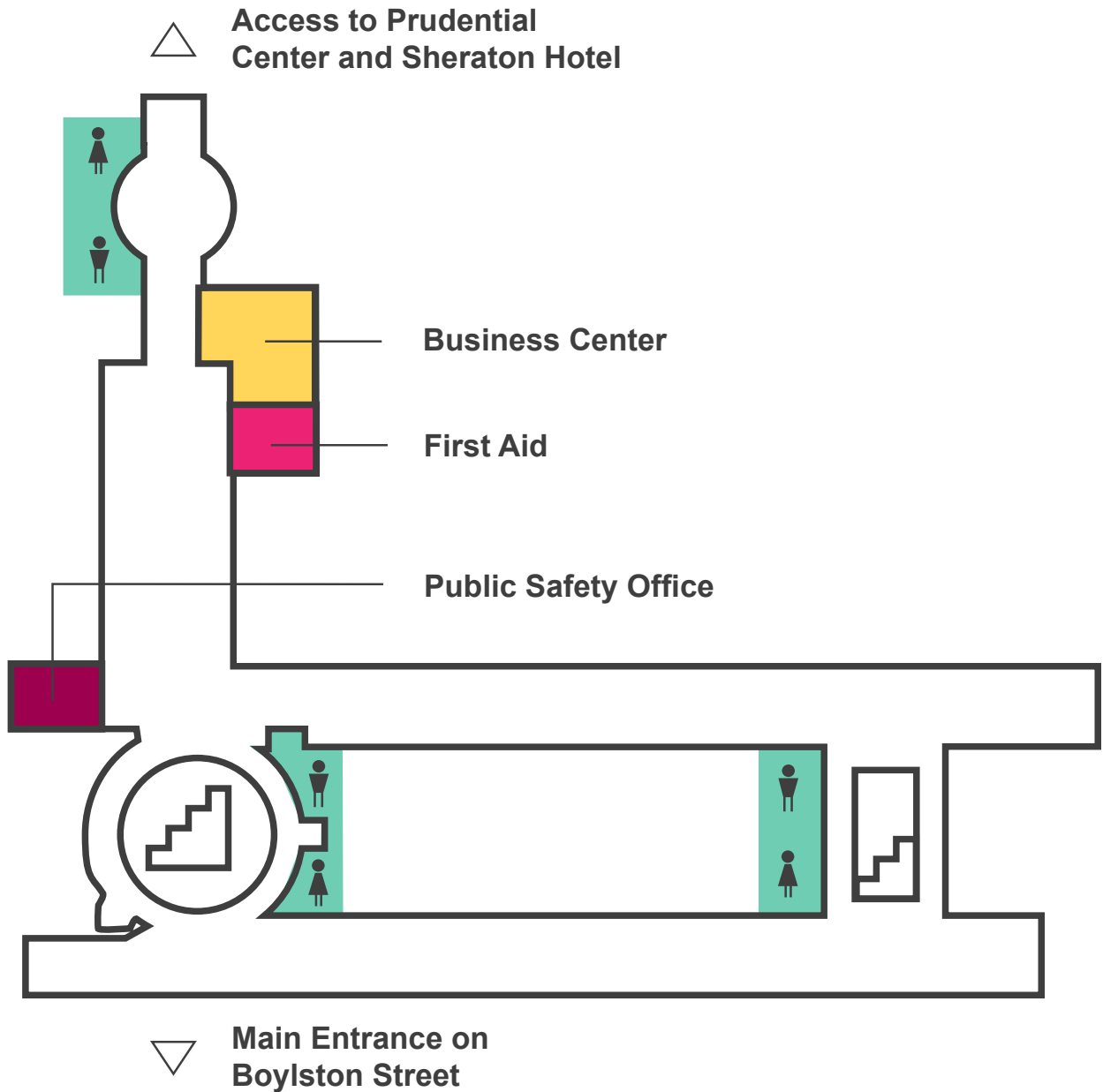
5 T- Prudential Subway Station

6 T- Hynes Convention Center Subway Station

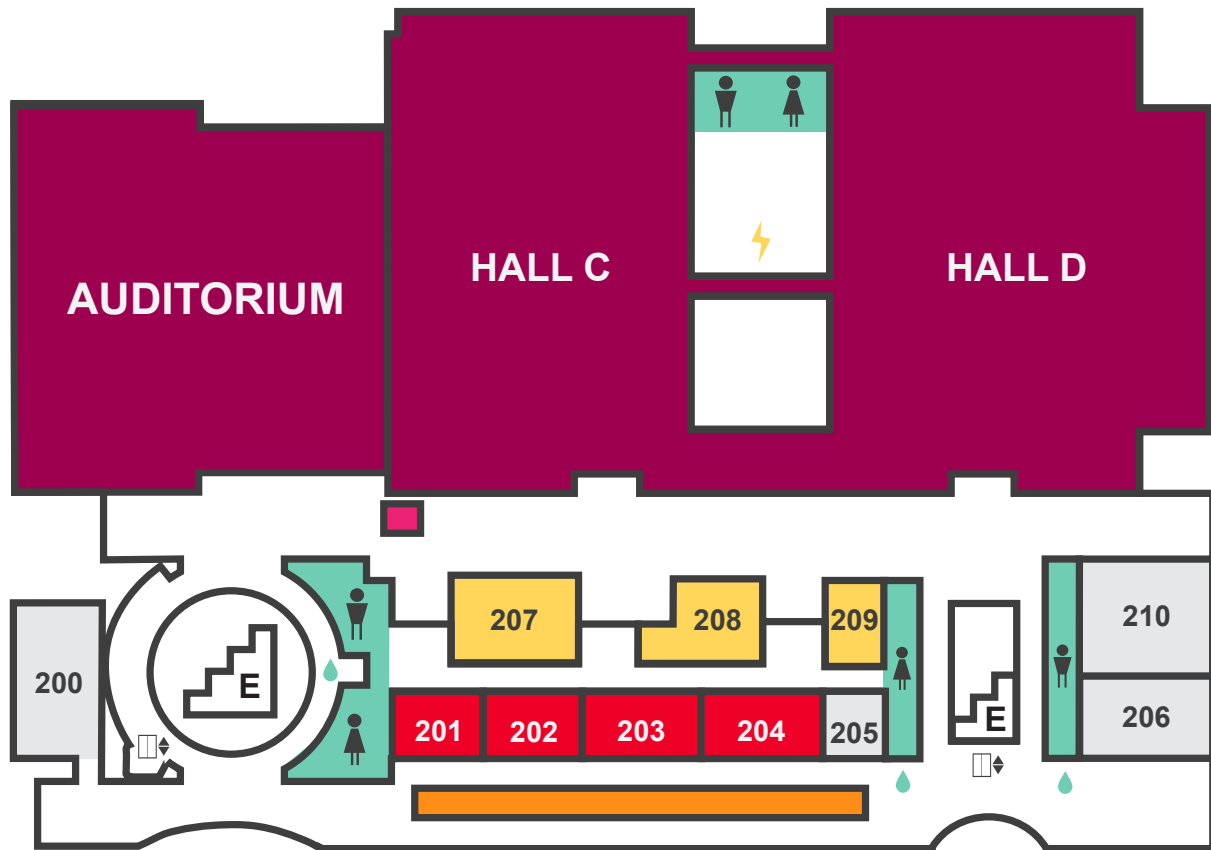
7 T - Copley Subway Station

8 T - Symphony Subway Station

Plaza Level



Second Level



Room 207
IDT Sponsor Lounge

Room 208
Engineering Room

Room 209
Lounge Room

HQ Table

Water

Room 201
Quiet Room

Room 202 and 203
Open Meeting Rooms

Room 204
Game Room

Registration

Charging Station

Hall C and Hall D



Zone 1
Posters 1 - 64

Zone 2
Posters 65 - 144

Exhibitors

iGEM Timeline

Graffiti Kiosk

Charging Station

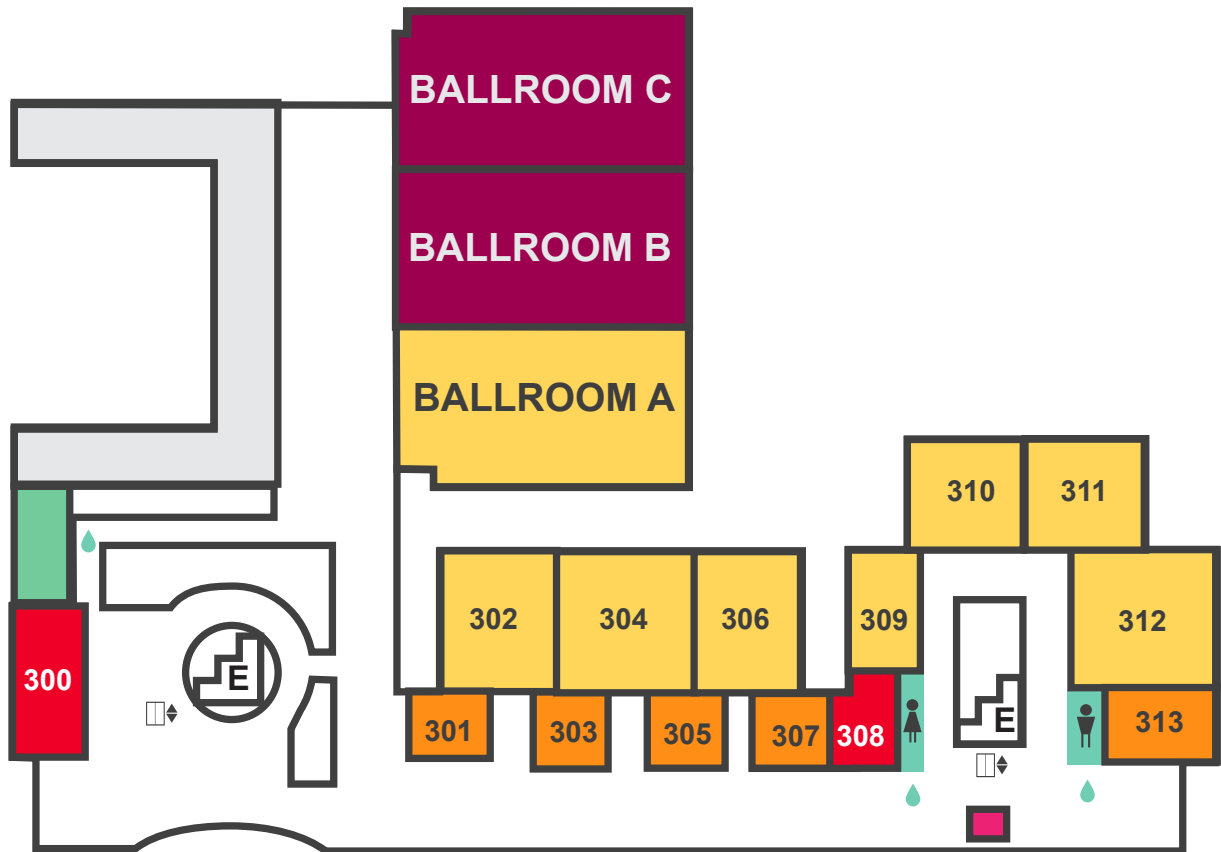
Zone 3
Posters 145 - 180

Zone 4
Posters 181 - 228

Zone 5
Posters 229 - 276

Zone 6
Special Track
Exhibition Space

Third Level



Rooms 302, 304, 306, 309, 310, 311, 312 and Ballroom A
Presentation Rooms

Rooms 301, 303, 305, 307 and 313
Lounge Rooms

Room 300
Nursing/Lactation Room

Gender Neutral Bathrooms

Water

Room 308
Prayer Room

HQ Table

SCHEDULE

Thursday October 27				Friday October 28		Saturday October 29		Sunday October 30		Monday October 31		
8:00											8:00	
8:30				Opening Ceremony						Kickoff	8:30	
9:00				Travel to rooms	Presentation Sessions		Presentation Sessions		Finalist Presentations		9:00	
9:30				Presentation Sessions							9:30	
10:00				Presentation Sessions						iGEM from Above	10:00	
10:30				Break		Break		Break		Finalist Presentations		10:30
11:00				Presentation Sessions		Presentation Sessions		Presentation Sessions				11:00
11:30										Refreshment Break		11:30
12:00				Lunch		Lunch		Lunch		Awards Ceremony		12:00
12:30												12:30
1:00												1:00
1:30	Registration			Presentation Sessions		Presentation Sessions		Presentation Sessions				1:30
2:00												2:00
2:30								2:30				
3:00				Break		Break		Break				3:00
3:30				Presentation Sessions		Presentation Sessions		Presentation Sessions				3:30
4:00												4:00
4:30								4:30				
5:00				Workshops		Workshops		FBI Talk				5:00
5:30												5:30
6:00				Poster Session		Poster Session		Poster Session				6:00
6:30												6:30
7:00												7:00
7:30				Travel time				Travel time				7:30
8:00				Special Events: After iGEM				Social Events				8:00
8:30												8:30
9:00												9:00
9:30												9:30
10:00												10:00
1:00												1:00

Friday

Room 302

Room 304

Room 306

Room 309

8:30 - 9:15	Opening Ceremony Auditorium				
9:15 - 9:30	Travel to rooms				
09:30 - 10:30	Diagnostics	Foundational Advance	Manufacturing	Therapeutics	
	BIT	UMass-Dartmouth	Paris Bettencourt	JSNU-China	
	Stony Brook	NEFU China	MSU-Michigan	Lubbock TTU	
10:30 - 11:00	Break				
11:00 - 12:30	High School	Therapeutics	Diagnostics	Energy	
	ASIJ Tokyo	Ain Shams-Egypt	Sheffield	Northeastern	
	Danci-K8	Northwestern	Lethbridge	Macquarie Australia	
	BGIC China	Leicester	MIT	NRP-UEA-Norwich	
12:30 - 1:30	Lunch				
1:30 - 3:00	New Application	High School	Foundational Advance	Environment	
	ShanghaitechChina	METU HS Ankara	Bielefeld-CeBiTec	UNebraska-Lincoln	
	Washington	Shenzhen SFLS	Technion Israel	Peking	
	Aachen	CIEI-BJ	NTNU Trondheim	Tianjin	
3:00 - 3:30	Break				
3:30 - 5:00	Food and Nutrition	Environment	High School	Therapeutics	
	Bulgaria	NTHU Taiwan	SMS Shenzhen	Tufts	
	UCSC	Gaston Day	GDSYZX-United	Tuebingen	
	Valencia UPV	Ionis Paris	CAPS Kansas	UCC Ireland	
5:00 - 6:00	AlumniGEM Mentorship Workshop Room 202	Structural Engineering Challenge Room 208	Diversity in iGEM Room 302	InterLab Study Room 304	Agilent SynBio Solutions Room 306
6:00 - 7:30	Poster Sessions Hall C and D				
8:00 - 9:30	Success After iGEM: Making Synthetic Biology Your Career Auditorium				

	Room 310	Room 311	Room 312	Ballroom A
8:30 - 9:15	Opening Ceremony Auditorium			
9:15 - 9:30	Travel to rooms			
09:30 - 10:30	New Application	Environment	High School	Food and Nutrition
	SCAU-China	UFAM-UEA Brazil	Lethbridge HS	Goettingen
	TU Delft	ColumbiaU NYC	TAS Taipei	Cornell NY
10:30 - 11:00	Break			
11:00 - 12:30	New Application	Foundational Advance	Environment	Information Processing
	UNIK Copenhagen	UIUC Illinois	Aix-Marseille	Tokyo Tech
	NAWI-Graz	William and Mary	Dalhousie Halifax NS	Groningen
12:30 - 1:30	NUDT CHINA	IIT Delhi	UConn	UT-Tokyo
	Lunch		High School Team Lunch and Learn Room 203	
	Manufacturing	Environment	Therapeutics	Diagnostics
1:30 - 3:00	Guanajuato Mx	UGent Belgium	Kyoto	Cardiff Wales
	Georgia State	BGU ISRAEL	SYSU-MEDICINE	TCU Taiwan
	UT-Knoxville	Aalto-Helsinki	SDU-Denmark	Hamburg
3:00 - 3:30	Break			
3:30 - 5:00	Diagnostics	New Application	Manufacturing	Environment
	SCSU-New Haven	Concordia	BIOSINT Mexico	IvyTech SouthBend IN
	NCKU Tainan	SCU-China	Stanford-Brown	Virginia
5:00 - 6:00	ETH Zurich	Austin UTexas	RHIT	UCAS
	PhytoBricks and Plant Synthetic Biology	MathWorks Modeling Synthetic Biology Systems with MATLAB and SimBiology	SYNERGENE Human Practices in Action (mosquito borne diseases)	PLOS Strategies for doing and communicating your research
	Room 309	Room 310	Room 311	Room 312
6:00 - 7:30	Poster Sessions Hall C and D			
	Networking Bingo			
	Ballroom C			
8:00 - 9:30	Success After iGEM: Making Synthetic Biology Your Career Auditorium			

Saturday

Room 302			Room 304		Room 306		Room 309	
9:00 - 10:30	Diagnostics		High School		Environment		Foundational Advance	
	SRM Chennai		CLSB-UK		SCUT-China A		SUSTech Shenzhen	
	Warwick		Baltimore BioCrew		Tec-Chihuahua		HokkaidoU Japan	
10:30	Rice		SDSZ China		UPMC-Paris		TU Darmstadt	
10:30 - 11:00	Break							
11:00 - 12:30	Information Processing		Foundational Advance		Therapeutics		Environment	
	ZJU-China		Queens Canada		Bordeaux		NWPU	
	EPFL		Yale		SCUT-China B		NYMU-Taipei	
12:30	AHUT China		XJTLU-CHINA		Tel-Hai		Toulouse France	
12:30 - 1:30	Lunch							
1:30 - 3:00	New Application		Environment		Diagnostics		High School	
	Hannover		Lanzhou		Hong Kong HKU		UrbanTundra Edmonton	
	USTC		Purdue		Istanbul Tech		JNFLS China	
3:00	IngenuityLab Canada		TJUSLS China		USNA-Annapolis		OLS Canmore	
3:00 - 3:30	Break							
3:30 - 5:00	Manufacturing		High School		Energy		Environment	
	Evry		CCA SanDiego		UESTC-China		Pittsburgh	
	DTU-Denmark		TecCEM HS		Pumas Mexico		Linkoping Sweden	
5:00	LMU-TUM Munich		LambertGA		Pretoria UP		NorthernBC	
5:00 - 6:00	iGEM at the United Nations	Twist Biosciences Synthetic Biology Engineering Challenge	GenScript CRISPR Gene Editing	Mammalian Synthetic Biology at iGEM	Autodesk Genetic Constructor	Syngenta Discovering Synergy Between Farms and Society		
	Room 203	Room 208	Room 302	Room 304	Room 306	Room 309		
6:00 - 7:30	Poster Sessions Hall C and D							

Room 310		Room 311		Room 312		Ballroom A	
9:00 - 10:30	New Application	Therapeutics		Environment		Food and Nutrition	
	CSU Fort Collins	McMasterU		UPO-Sevilla		NYU Shanghai	
	WPI Worcester	SYSU-CHINA		UMaryland		Dundee	
10:30	Edinburgh OG	Vilnius-Lithuania		NAU-CHINA		Sydney Australia	
10:30 - 11:00	Break						
11:00 - 12:30	Manufacturing	Diagnostics		New Application		High School	
	Melbourne	Bilkent-UNAMBG		Toronto		Dundee Schools	
	Ryerson Toronto	XMU-China		NEU-China		Alverno CA	
12:30	CU-Boulder	INSA-Lyon		TU-Eindhoven		Mingdao	
12:30 - 1:30	Lunch			Latin American Lunch Room 202			
1:30 - 3:00	Food and Nutrition	Therapeutics		Manufacturing		Foundational Advance	
	Glasgow	Stockholm		UCLouvain		Slovenia	
	UC Davis	Duesseldorf		IISc Bangalore		UNC-Chapel Hill	
3:00	UST Beijing	UI-Indonesia		Westminster UoW		Paris Saclay	
3:00 - 3:30	Break						
3:30 - 5:00	Therapeutics	Foundational Advance		New Application		Diagnostics	
	UPF-CRG Barcelona	Arizona State		Tsinghua		UiOslo Norway	
	Tongji Shanghai	Waterloo		BIT-China		Michigan	
5:00	Fudan	Imperial College		Manchester		Pasteur Paris	
5:00 - 6:00	RIVM Safe by Design in Synthetic Biology Room 310	SYNERGENE Human Practices in Action (conservation issues) Room 311	PLOS Strategies for publishing your results Room 312		Meetup Workshop Room 313		BioBricks Foundation Discover bionet! Ballroom A
6:00 - 7:30	Poster Sessions Hall C and D						

Sunday

	Room 302	Room 304	Room 306	Room 309
	New Application	High School	Foundational Advance	Therapeutics
9:00	Marburg	Saint Rose School B	Emory	Freiburg
-	Kent	BroadRun-Baltimore	Newcastle	UCL
10:30	NKU China	TEC GenetiX CCM	BNU-China	Jilin China
10:30 - 11:00	Break			
	Foundational Advance	High School	Diagnostics	Food and Nutrition
11:00	UNSW Australia	BHU China	NUS Singapore	Nagahama Wageningen UR SVCE CHENNAI
-	Vanderbilt	Saint Rose School A	Hardware	
12:30	BioBricks	HSiTAIWAN	Uppsala	
			Measurement	
			IIT-Madras	
12:30 - 1:30	Lunch			
	Environment	Hardware	Therapeutics	Diagnostics
1:30	Chalmers Gothenburg	BostonU HW	UofC Calgary	SJTU-BioX-Shanghai
-	Harvard BioDesign	EMW Street Bio	CGU Taiwan	NYU-AD
3:00	NCTU Formosa	Denver Biolabs	Oxford	TEC-Costa Rica
3:00 - 3:30	Break			
	High School	Information Processing	Environment	Foundational Advance
3:30	Nanjing NFLS	Edinburgh UG	WashU StLouis	BostonU
-	BNDS China	Hong Kong HKUST	UoA NewZealand	HUST-China
5:00	Hong Kong UCCKE		UNH Durham	OUC-China
5:00 - 6:00	FBI Safeguarding Science and the Future Auditorium			
6:00 - 7:30	Poster Sessions Hall C and D			
8:00 - 1:00	Social Events			

	Room 310	Room 311	Room 312	Ballroom A	
9:00 - 10:30	Environment	Manufacturing	Measurement	Energy	
	Leiden	UBonn HBRS	UGA-Georgia	Korea U Seoul	
	Peshawar	Information Processing	Exeter	FAU Erlangen	
10:30	Kingsborough NY	HZAU-China	NTU-Singapore	ULV-LC-CV	
10:30 - 11:00	Break				
11:00 - 12:30	New Application	Software	Therapeutics	Environment	
	TecCEM	USTC-Software	ShanghaiTechChina B	KAIT Japan	
	UChicago	SJTU-Software	NJU-China	Missouri Rolla	
12:30	High School	Michigan Software	UCLA	Tec-Monterrey	
12:30 - 1:30	Lunch				
1:30 - 3:00	Manufacturing	High School	Foundational Advance	Software	Career Fair
	USP UNIFESP-Brazil	LN-Shiyan-China	Minnesota	UESTC-software	
	Genspace	TP CC SanDiego	Cambridge-JIC	HFUT-China	
3:00	British Columbia	KoreaSonyeodul	TMMU China	SYSU-Software	Ballroom C
3:00 - 3:30	Break				
3:30 - 5:00	Energy	Environment	Manufacturing		1 pm - 4 pm
	SZU-China	FAFU-CHINA	IIT Kharagpur		
	Nanjing-China	Gifu	Duke		
5:00	USP-EEL-Brazil	WLC-Milwaukee	UAM Poznan		
5:00 - 6:00	FBI Safeguarding Science and the Future Auditorium				
6:00 - 7:30	Poster Sessions Hall C and D				
8:00 - 1:00	Social Events				

WORKSHOPS

Friday - Sunday

Title	Hosted by	Room	Time
Game Room	iGEM	204	9:00 am - 6:00 pm
IDT Lounge	IDT	207	9:00 am - 6:00 pm
Engineering Room	iGEM	208	9:00 am - 6:00 pm

Friday

Title	Hosted by	Room	Time
High School Team Lunch and Learn	iGEM	203	12:30 pm - 1:30 pm
AlumniGEM Mentorship Workshop	iGEM	202	5:00 pm - 6:00 pm
Structural Engineering Challenge	iGEM	208	5:00 pm - 6:00 pm
Diversity in iGEM	iGEM	302	5:00 pm - 6:00 pm
InterLab Study	iGEM	304	5:00 pm - 6:00 pm
SynBio Solutions	Agilent	306	5:00 pm - 6:00 pm
PhytoBricks and Plant Synthetic Biology	iGEM	309	5:00 pm - 6:00 pm
Modeling Synthetic Biology Systems with MATLAB and SimBiology	MathWorks	310	5:00 pm - 6:00 pm
Human Practices in Action: The iGEMer's Guide to the Future (mosquito borne diseases)	SYNENERGENE	311	5:00 pm - 6:00 pm
Looking Ahead: Strategies for doing and communicating your research	PLOS	312	5:00 pm - 6:00 pm
Networking Bingo	iGEM	203	5:00 pm - 6:00 pm
Success After iGEM: Making Synthetic Biology Your Career	iGEM	Ballroom C	5:00 pm - 6:00 pm
	iGEM	Auditorium	8:00 pm - 9:30 pm

Saturday

Title	Hosted by	Room	Time
Latin American Lunch	iGEM	202	12:30 pm - 1:30 pm
iGEM at the United Nations	iGEM	203	5:00 pm - 6:00 pm
Synthetic Biology Engineering Challenge	iGEM and Twist Biosciences	208	5:00 pm - 6:00 pm
CRISPR Gene Editing: How it Works and How to Use it	Genscript	302	5:00 pm - 6:00 pm
Mammalian Synthetic Biology at iGEM: Peril and Promise	iGEM	304	5:00 pm - 6:00 pm
Genetic Constructor: A high powered, cloud based, extensible, open source CAD tool to drive biological design	Autodesk	306	5:00 pm - 6:00 pm
Discovering Synergy Between Farms and Society	Syngenta	309	5:00 pm - 6:00 pm
Safe by Design in Synthetic Biology	RIVM	310	5:00 pm - 6:00 pm
Human Practices in Action: The iGEMer's Guide to the Future (conservation issues)	SYNERGENE	311	5:00 pm - 6:00 pm
Looking Ahead: Strategies for publishing your results	PLOS	312	5:00 pm - 6:00 pm
Meetup Workshop	iGEM	313	5:00 pm - 6:00 pm
Discover bionet!	Biobricks Foundation	Ballroom A	5:00 pm - 6:00 pm

Sunday

Title	Hosted by	Room	Time
Career Fair	iGEM	Ballroom C	1:00 pm - 4:00pm
Safeguarding Science and the Future by the FBI	FBI	Auditorium	5:00 pm - 6:00pm

Friday - Sunday

Game Room

Friday - Sunday Hosted by **iGEM**
Room 204
9:00 am - 6:00 pm

The Game Room is a place for students and other members of the iGEM Community to come together and relax. A selection of board games will be available in the Game Room during the Giant Jamboree.

Stop by to learn a new game and meet new friends!

IDT Lounge

Friday - Sunday Hosted by **IDT**
Room 207
9:00 am - 6:00 pm

Hang out, relax, and have fun in the IDT Lounge — an inviting space with comfortable seating and plenty of GIANT games for your enjoyment.

Prizes and refreshments will be provided at various times.

Stop by Friday, Saturday, and Sunday from 9:00 am until 6:00 pm and check it out!

Engineering Room

Friday - Sunday Hosted by **iGEM**
Room 208
9:00 am - 6:00 pm

This room will remain open throughout the Jamboree and we invite you to stop by to add your thoughts and experiences to our interactive walls. Printed instructions and materials will be provided in the room throughout the weekend.

We also invite you to join us for an instructional session on Friday evening to help kick off the brainstorming!

Friday

High School Team Lunch and Learn

Friday

Room 203

12:30 pm - 1:30 pm

Hosted by **iGEM**

High school team members and advisors, bring your box lunches to this facilitated discussion. Join students from around the world to network and develop ideas to enrich the iGEM experience for the unique needs of high school teams. Bring your best ideas to share and any lab hacks that you've developed to overcome equipment challenges.

Meet your new best iGEM friends from around the world and make contacts for your next year's collaboration.

AlumniGEM Mentorship Workshop

Friday

Room 202

5:00 pm - 6:00 pm

Hosted by **iGEM**

Come learn about the AlumniGEM Mentorship Program!

We paired thirteen mentors with thirteen teams that were mostly either brand new to iGEM or had participated for the first time last year.

These teams and mentors will share their experiences, and we will use their comments and yours to expand and improve upon our program for iGEM 2017.

We will start the session off with a short summary of what the program has accomplished, hear from those who participated in it this year, discuss the future of the mentorship program, and then host an open discussion of iGEM mentorship in general. If you are looking to start or continue a new team, share iGEM mentorship ideas, and give back to the iGEM community, then we highly encourage you to attend!

Structural Engineering Challenge

Friday

Room 208

5:00 pm - 6:00 pm

Hosted by **iGEM**

Design and build a construct.
Most impressive structure wins a prize!

Do you have what it takes to build a
skyscraper?

Come and work with other iGEMers to use
your creativity and engineering skills to
design and build a tower with fun building
materials. You will have 30 minutes to
work on your structure and then present
it to the group.

Diversity in iGEM

Friday

Room 302

5:00 pm - 6:00 pm

Hosted by **iGEM**

What are the problems facing minorities (of all types!) in science, and what can iGEMers do to fix them? This workshop will highlight issues and solutions for diversity in the scientific community with a focus on women and LGBT. iGEM Director of Development Kim de Mora will discuss how a diversity analysis performed by the Paris Bettencourt 2013 iGEM team has led to changes in the composition of iGEM judges.

There will be lightning networking and brainstorming sessions, personal experiences from the panel members, and an interactive discussion with the audience members.

Panelists:

- Dr. Anne Meyer, TU Delft (Moderator)
- Dr. Christina Agapakis, Ginkgo Bioworks
- Alyssa Henning, Arizona State University
- Aaron Heuckroth, Giant Otter
- Dr. Kim de Mora, iGEM Foundation

InterLab Study

Friday

Room 304

5:00 pm - 6:00 pm

Hosted by **iGEM**

The iGEM interlab study is the largest scientific replication project in all of synthetic biology. It is intended to be both a significant collective scientific project and a fun educational experience.

In this workshop, we will discuss the goals and implementation of this year's interlab study, with the aim of figuring out how to make it even better next year. We will also present the results from this year's interlab and compare them to the previous studies. This workshop invites all teams who participated in the interlab study, are interested in participating in the future, or who are interested in issues around scientific replication to come and share your thoughts!

SynBio Solutions

Friday

Room 306

5:00 pm - 6:00 pm

Hosted by

Agilent

Discover technologies that accelerate the Synthetic Biology revolution.

From the SureVector Next Generation Cloning System, providing user-friendly customization of cloning and expression vectors in a 20-minute reaction, to the QuikChange HT Protein Engineering System, enabling rapid creation of libraries of rationally designed mutants, to CRISPR/cas9 research tools and more.

PhytoBricks and Plant Synthetic Biology

Friday

Room 309

5:00 pm - 6:00 pm

Hosted by **iGEM**

These are exciting times for Plant Synthetic Biology. The technologies enabling genome editing or multigene engineering are opening an avenue of new genome engineering capacities. Moreover, engineering plant genomes is not a difficult task anymore, as new technologies are becoming increasingly efficient and versatile. Come join us for a conversation about PhytoBricks, super-gene assembly, and the impact of plant synthetic biology upon the world.

Modeling Synthetic Biology Systems with MATLAB and SimBiology

Friday
Room 310
5:00 pm - 6:00 pm

Hosted by
MathWorks

Mathematical modelling guides rational design of genetic modifications and enables synthetic biologists to better analyze and predict system behavior prior to fabrication. Modeling is an important part of synthetic biology and the iGEM competition.

This workshop will provide iGEM teams with an introduction to modeling, simulation, and analysis with MATLAB and SimBiology using an example from synthetic biology literature.

Highlights include:

- Using graphical environment to build models of biological systems
- Simulating dynamics using ordinary differential equation (ODE) solvers
- Interactively exploring model sensitivity to parameters
- Streamlining model exploration via parameter sweeps and sensitivity analyses
- Extending modeling environment by running custom analyses.

Human Practices in Action: The iGEMer's Guide to the Future (mosquito borne diseases)

Friday
Room 311
5:00 pm - 6:00 pm

Hosted by
SYNERGENE

Do you have an synbio innovation you think can make a difference in the world? We can help you turn your good idea into a great idea with added societal value. Join us at the launch of 'The iGEMers Guide to The Future' to find out about a free and open access web-based tool that can support your innovation process!

With the help of The iGEMers Guide to The Future, you will be able to develop an application scenario and a techno-moral vignette to assess both the feasibility and the desirability of your future technology. With these, you gain a deeper and broader understanding of your innovation's context. This is real-time technology assessment and it allows you to modify or add features to your product to bring it from a good idea to a relevant idea. By using it in your development, you will actually be integrating human practices in your iGEM team work!

Curious to hear more?

We are excited to welcome you at The iGEMers Guide to The Future launch event. There, you will hear experiences from current iGEM teams, and see the tool in action around the issue of the fight against mosquito borne diseases.

The iGEMers Guide to The Future was developed in the course of a collaboration with iGEM and SYNENERGENE partners.

The goal of this collaboration was to develop a process to support teams in reflecting on the potential and implications of their design work and envisioned implications. This tool is the result of our experiences. After the launch event, it will be available on the iGEM website for all future iGEM teams.

Looking Ahead: Strategies for doing and communicating your research

Friday

Room 312

5:00 pm - 6:00 pm

Hosted by **PLOS**

Aaron Dy, a PhD student in Biological Engineering at MIT and PLOS Synbio Community Editor, will present his experience as a PhD student in doing and communicating synthetic biology research.

Then he will summarize reports from the PLOS iGEM collection and discuss how these exciting iGEM projects connect to the overall trends in synthetic biology and publishing.

Finally, he will emphasize the importance of both research and research communication to advancing a young scientific career.

PLOS' Nathaniel Gore will explain how PLOS is working with iGEM to showcase research from the 2015 and 2016 teams.

Networking Bingo

Friday

Hosted by **iGEM**

Ballroom C

5:00 pm - 6:00 pm

After a successful event last year, Networking Bingo will return during the Friday evening special events session! If you are looking for an opportunity to meet many fellow iGEMers, team advisors and industry affiliates, you should plan to attend this session.

Participants will be given Bingo sheets with questions about iGEM and it will be your mission to get answers for all of them from someone else in the room. You will need to find someone from another team that meets each requirement and get them to sign your sheet.

Prizes will be awarded!

Success After iGEM: Making Synthetic Biology Your Career

Friday

Hosted by **iGEM**

Auditorium

8:00 pm - 9:30 pm

Come join us for a new Friday evening event featuring talks from prominent iGEM alumni and special guests.

Saturday

Latin American Lunch

Saturday Hosted by **iGEM**
Room 202
12:30 pm - 1:30 pm

Latin America teams, bring your box lunches to this feedback session! Teams can share their experience and network with the other teams from the region. This session is open to everyone.

iGEM at the United Nations

Saturday Hosted by **iGEM**
Room 203
5:00 pm - 6:00 pm

The thirteenth meeting of the Conference of the Parties to the Convention on Biological Diversity (CBD COP 13), the eighth meeting of the Conference of the Parties serving as the Meeting of the Parties to the Cartagena Protocol on Biosafety (COP/MOP 8) will take place in Mexico during December of 2016.

Synthetic biology will be one of the topics reviewed during this event. The decision that the participants make could have a heavy impact on research worldwide.

iGEM Headquarters will be participating in the COP/MOP. Come learn about the COP/MOP and discuss iGEM's plans for attending this important event.

Synthetic Biology Engineering Challenge

Saturday Hosted by
Room 208 **iGEM and Twist**
5:00 pm - 6:00 pm **Biosciences**

Design and build a synthetic biology solution to an unusual problem. Best solution wins a prize!

Can you be the hero your city needs?

Come and work with other iGEMers to use your syn bio engineering skills to design a creative solution to a science fiction dilemma. You will have 30 minutes to work on your solution and present it to the group.

CRISPR Gene Editing: How it Works and How to Use it

Saturday
Room 302
5:00 pm - 6:00 pm

Hosted by
GenScript

Named the 2015 Breakthrough of the Year, CRISPR/Cas9 has made efficient gene editing available to any lab, and has accelerated research across multiple disciplines. Since its adaptation for mammalian cell line editing, the technology has evolved at a very fast pace, and keeping up with the different CRISPR options can be a challenge. In this workshop, we will discuss how CRISPR has evolved and what reagents work best for which applications. We will also describe some tips and tricks for getting the most out of CRISPR in your experiments.

Mammalian Synthetic Biology at iGEM: Peril and Promise

Saturday
Room 304
5:00 pm - 6:00 pm

Hosted by **iGEM**

Undertaking a mammalian synthetic biology project as an iGEM team is not for the faint of heart: there are fewer well-characterized parts available, the assembly steps can be more demanding, and maintaining, transfecting and characterizing mammalian cells is resource-intensive.

On the other hand, mammalian synthetic biology is at the cutting edge of biomedical research, allowing iGEM teams to address problems in health and medicine that would be difficult to approach in prokaryotic or single-cell eukaryotic systems.

This workshop will begin with a summary of our experiences leading several iGEM teams that have undertaken mammalian synthetic biology projects, followed by an extended period for questions and conversation between those working in the mammalian SynBio space and those considering entering it.

Genetic Constructor: A high powered, cloud based, extensible, open source CAD tool to drive biological design

Saturday
Room 306
5:00 pm - 6:00 pm

Hosted by
Autodesk

The BioNano Research Group at Autodesk, in collaboration with the Edinburgh Genome Foundry, is releasing an extensible, open source, cloud CAD tool to drive biological design and complex DNA construction.

Living systems are robust biological machines that can be reprogrammed to produce valuable products such as fuels, chemicals, and therapeutics. The current software toolbox for genetic design offers solutions that are either relatively good but too expensive for scientists unless they are at large companies, or low cost but relatively low powered and quite limited.

A different approach, requiring high fidelity at low cost is necessary as more scientists want to design and build higher numbers of increasingly complex constructs.

Genetic Constructor works at higher levels of abstraction than current software packages, in order to empower scientists to program organisms with higher efficiency and increasing complexity, and will integrate with DNA Foundries seamlessly to produce those designs.

Unlike other high power tools in this space, our software will be open source and freely available to the community. It is also cloud based and built with a plug-in architecture to allow for customization and increasing levels of complexity.

In this workshop, we will:

- Demo the tool to the iGEM community
- Showcase some of its capabilities
- Discuss future directions
- Illustrate how to interact with the tool from a biology and a software development perspective

Who should attend:

Biologists who want to design things.
Computer scientists who want to contribute to a growing open source project.

Discovering Synergy Between Farms and Society

Saturday
Room 309

5:00 pm - 6:00 pm

Hosted by
Syngenta

Food security is a major challenge for the world today and we all seem to want the same thing: more abundant and nutritious food to help us rid hunger.

The opportunity to meet this goal is alive in agricultural innovations meant to feed more people per hectare, while reducing stress on the land, animals and environment. However, widening technological and social complexities leave farmers facing trade-offs with fewer potential win-win solutions. One possible win-win that does exist--Biocontrols--is a method of using the power of natural biology to reach a desired result in the field. Biocontrols are an effective solution to bridge societal expectations for food and the productivity a grower needs.

As with any great tool, the challenge is finding a balance between scaling up the use of this highly effective agricultural tool while also being able to clearly demonstrate its value.

This workshop will present scenarios developed by the following iGEM teams and provide a forum for discussion:

- University of Lethbridge
- UCL (University College London)

Safe by Design in Synthetic Biology

Saturday
Room 310
5:00 pm - 6:00 pm

Hosted by
**Dutch National
Institute of
Health and the
Environment
(RIVM)**

Your projects are at the beginning of the innovation process. We, the Dutch National Institute for Health and the Environment, think that this is the right time for you to think about safety. In this workshop we challenge you to think about the implementation of “safe-by-design” principles in your projects.

What is safety? How do you determine what “safe” actually is, especially when it is a new product? Is it enough to work under safe conditions in the lab and building in technical safety measures in microorganism like kill-switches?

Are there other safety aspects in the product life cycle?

How do you consider them?

What are the technical options to make an application or microorganism safe (safe-by-design)?

Who decides what is safe? Who is involved in the decision-making process of safety aspects?

How do others perceive safety? And do they trust decision-makers? How far do you have to go as iGEM-student with thinking and acting on safety?

Where does someone’s responsibility start and end?

Human Practices in Action: The iGEMer's Guide to the Future (conservation issues)

Saturday

Room 311

5:00 pm - 6:00 pm

Hosted by

SYNENERGENE

Do you have an synbio innovation you think can make a difference in the world? We can help you turn your good idea into a great idea with added societal value. Join us at the launch of 'The iGEMers Guide to The Future' to find out about a free and open access web-based tool that can support your innovation process!

With the help of The iGEMers Guide to The Future, you will be able to develop an application scenario and a techno-moral vignette to assess both the feasibility and the desirability of your future technology. With these, you gain a deeper and broader understanding of your innovation's context. This is real-time technology assessment and it allows you to modify or add features to your product to bring it from a good idea to a relevant idea. By using it in your development, you will actually be integrating human practices in your iGEM team work!

Curious to hear more?

We are excited to welcome you at The iGEMers Guide to The Future launch event. There, you will hear experiences from current iGEM teams, and see the tool in action with regard to dealing with conservation issues.

The iGEMers Guide to The Future was developed in the course of a collaboration with iGEM and SYNENERGENE partners.

The goal of this collaboration was to develop a process to support teams in reflecting on the potential and implications of their design work and envisioned implications. This tool is the result of our experiences. After the launch event, it will be available on the iGEM website for all future iGEM teams.

Looking Ahead: Strategies for publishing your results

Saturday

Room 312

5:00 pm- 6:00 pm

Hosted by **PLOS**

Need help getting started on your iGEM report or do you just want to know more about the scientific publishing process?

Join PLOS staff, Michelle Dohm and Nathaniel Gore as they introduce the concepts and process behind the handling of research articles, from first submission to final publication and how that is changing as a result of new technology and novel ways of collaborating and critiquing work.

The discussion will be followed by a demonstration on structuring your iGEM report, with helpful tips and advice on science writing and preparing your manuscript.

Meetup Workshop

Saturday

Room 313

5:00 pm - 6:00 pm

Hosted by **iGEM**

Did you host an iGEM Meetup this year and want to share your experience with a larger group of iGEMers? Did you attend a Meetup and have feedback about it? Do you want to learn about hosting a meetup for next year?

Come join us for an open discussion about running meetups!

This workshop will collect tips and tricks for organizing an iGEM Meetup for future teams to use.

Discover bionet!

Saturday

Ballroom A

5:00 pm - 6:00 pm

Hosted by

BioBricks

Foundation

What if iGEM could happen all the time everywhere? The BioBricks Foundation is developing the bionet -- an open technology platform for peer-to-peer exchange and provenance tracking of biomaterials and associated data.

Our goal is to reduce transaction costs associated with inventory tracking, sample replication, and shipping and receiving by combining modern information technologies with newly available and affordable open source automation platforms.

We are also developing a property rights framework that will enable sharing and reuse of biomaterials without triggering extra-bionet transaction costs.

At this workshop you will:

- See first generation bionet hardware
- Experience the bionet user interface
- Chat with bionet developers about future directions
- Learn about the OpenMTA and BPAv2.0 for biomaterials exchange

Sunday

Career Fair

Sunday

Hosted by **iGEM**

Ballroom C

1:00 pm - 4:00 pm

As part of the iGEM 2016 Giant Jamboree weekend, iGEM is hosting a career fair event on Sunday, October 30 to foster relationships within the synthetic biology community.

This unique opportunity offers top employers a chance to meet with iGEM participants and discuss career opportunities.

Be sure to bring plenty of copies of your resume or CV.

Exhibitors:

- Ginkgo Bioworks
- GenScript
- FBI
- Twist Biosciences
- University of Edinburgh
- Modern Meadow

Safeguarding Science and the Future by the FBI

Sunday

Hosted by **FBI**

Auditorium

5:00 pm - 6:00pm

Meet with the FBI and participate in a discussion on the shared responsibility to protect the life sciences as a member of law enforcement or the synthetic biology community (whether you are an iGEMer, scientist, biohacker, investor, business person, or all of the above).

Find out what it means to be a guardian of science.

HANDBOOK

Anti-harassment Policy	47	iGEMers' Prize	52
Accessibility	47	Internet	52
Ask Me	47	Meals and Snacks	52
Awards and Medals	47	Message Board	54
Awards Ceremony	48	Nursing / Lactation Room	54
Awards Ceremony Representative	48	Open Meeting Rooms	54
Badges	48	Participation Certificates	54
Business Center and Printing Services	48	Posters	55
Contact Information	49	Practice Sessions	55
Electrical Power	49	Prayer Room	56
Emergency Information	49	Presentations	56
Event App	50	Quiet Room	56
First Aid	50	Registration	56
Follow us on Twitter!	50	Social Events	57
Frames	50	Special Tracks Exhibition Gallery	58
Game Room	50	T-Shirts	58
Gender-Neutral Bathrooms	51	Team Banners	58
General Release Form	51	Team Leader	59
Graffiti Kiosks	51	Transportation	59
Hubs	51	Volunteers	59
IDT Lounge	51	Water Bottles and Stations	59
iGEM HQ Table & Information Desk	52		

Anti-harassment Policy

iGEM Foundation prohibits harassment of any kind, including sexual harassment, and will take appropriate and immediate action in response to complaints or knowledge of violations of this policy. This action may include, but is not limited to, the offender's immediate ejection from the premises and disqualification of their team from the competition. For purposes of this policy, harassment is any verbal or physical conduct designed to threaten, intimidate, or coerce another individual. Harassment can be verbal or nonverbal, and includes offensive comments, distribution, display, or discussion of offensive material. To report an incident, please visit the iGEM Headquarters desk outside of Room 207 or outside Room 308.

Ask Me

During the breaks, lunches, and poster sessions, there will be volunteers in blue sweatshirts walking through the Hubs with "Ask Me" signs. If you have a question while you're in the Hubs, please find one of our Ask Me volunteers for help!

Accessibility

The Hynes Convention Center is fully wheelchair accessible. A limited number of wheelchairs are available free-of-charge through the First Aid Station on the first floor (see map), and there are elevators on both ends of the building near the escalators. Please contact iGEM Headquarters for assistance with other accessibility requests, or locate a volunteer in a blue sweatshirt for assistance. Due to the staging setup in presentation rooms, presenters with accessibility needs should contact iGEM HQ (hq AT igem DOT org) prior to the Jamboree.

Awards and Medals

Awards and medals will be presented at the Awards Ceremony on Monday, October 31. Each team that wins an award will receive one trophy for the team as well as award certificates for each team member. These award certificates are separate from the participation certificates that all teams receive. Awards and medals are awarded at the judges' discretion at the Giant Jamboree.

Medals, award certificates, and award boxes to safely transport your crystal trophies will be available for pickup after the Awards Ceremony on Monday at Registration (2nd Floor Boylston Hallway).

Awards Ceremony

Monday

Auditorium

8:30 am - 1:30 pm

The closing ceremony will celebrate the hard work of all iGEM teams. After the kickoff message, the six finalists will be announced and they will deliver their presentations.

The first round of presentations will be followed by the iGEM from Above photograph. After the second block of presentations and the judge's final deliberation, the awards will be announced.

Remember to pick up your medals, award certificates, trophy cases, and more after the award ceremony ends at the Registration area near Room 200.

Badges

You will receive your name badge as part of your registration materials, as long as you have submitted your general release form. Please wear your badge at all times during the Jamboree and make sure it is clearly visible. Badges will be necessary for entrance into presentation rooms, for access to refreshments, and for the iGEM social events.

If you do not have a badge, you must register in order to obtain one.

Awards Ceremony Representative

The number of Jamboree attendees increases every year, so to assist with award presentations, each team should choose two student team members as Award Representatives. Award Representatives have a designated seating area on the main floor and are the only team representatives allowed to retrieve award trophies on stage. The remaining seats on the main floor and the balcony seats on the third floor are open to all attendees for general viewing.

Two yellow wristbands will be given to the Team Leader at registration, and the Awards Representatives from each team should wear these wristbands to the awards ceremony on Monday.

Business Center and Printing Services

Forget to print your poster? Need copies of your CV or resume for the Career Fair? There is a FedEx store located on the Plaza Level of the Hynes for your convenience.

Call for details and pricing:
+ 1 - 617 - 954 - 2725
or stop by the store.

Contact Information

If you need to get in touch with anyone at iGEM Headquarters (HQ) for an urgent matter, you may contact:

Meagan Lizarazo
+ 1 - 617 - 949 - 6421

Electrical Power

Power outlets are available in multiple locations within the Hynes Convention Center to allow you to charge your devices. Every presentation room has a power strip with multiple sockets in the back of the presentation room, as well as outlets at various locations along the walls. There is also a charging station in the middle hallway between Hall C and Hall D.

Please note:

USA power outlets supply electricity between 110 and 120 volts. This is compatible with most modern devices, such as laptops and cellphones, but we recommend you confirm the acceptable range for your device before plugging it in. If you need an adapter, these are available for purchase at the Walgreens convenience store at 841 Boylston Street, across the street from the Hynes Convention Center.

Emergency Information

If there is an emergency (medical emergency, police, etc.) please contact the Hynes Convention Command Center by dialing:

+1 - 617 - 954 - 2111
 [from a cell phone]
 or
2111
 [from a house phone]

This telephone number is a direct line to the Hynes Public Safety Department's Command Center, which is staffed twenty-four hours a day, seven days per week and is the emergency communications center for the Hynes Convention Center. All house phones located within all meeting rooms and entrances to the exhibit halls are labeled with this number.

When reporting an emergency, please give the following information:

- The location
- The nature of the emergency
- Number of persons involved
- Nature and extent of injuries, if any
- Any other pertinent information that may be helpful for responding emergency crews

PLEASE DO NOT contact Emergency Service providers by dialing 911 from cellular telephones. This action could significantly delay the response network within the Hynes and is a significant detriment to the safe and efficient response of emergency service providers.

Please ALWAYS call the Public Safety Command Center at (617) 954-2111 to report all emergency situations while inside the Hynes.

When you may safely do so, please notify iGEM HQ of the emergency.

If you are outside of the Hynes Convention Center, dial 911 for police, medical or fire emergencies.

Event App

Be sure to download the Giant Jamboree event app! It includes all the information found in the program booklet, such as schedules, maps, and presentation descriptions, as well as any last minute additions. The app allows users to create a customized schedule and share photos. You can also link it to your Twitter account.

iOS and Android users:

- Download the Guidebook app from iTunes or the Play Store
- Open the Guidebook app and type “Giant Jamboree” in the search box
- Click on “Get this Guide”
- The guide will download on your phone and can be used offline

Tablet and other devices:

- Go to guidebook.com/browse/ on your browser
- Type “Giant Jamboree” in the search box
- Click on “Get this Guide”
- The guide will download on your device and can be used offline

First Aid

There will be a nurse on staff for the entire event. If needed, ask at the Onsite Registration desk (outside 200) or talk to a volunteer in a blue sweatshirt.

Follow us on Twitter!

We’ll be tweeting news, updates, and answering questions as well:

@iGEM
#iGEM2016
#GiantJamboree

Frames

Each team member (including PIs, instructors, students, and advisors) will receive a frame for their participation certificates in their attendee bag.

Extra frames will be available for team members who could not attend the Jamboree for their teammates to take back with them.

Game Room

The Game Room (Room 204) is a place for students and other members of the iGEM Community to come together and relax. A selection of board games will be available in the Game Room during the Giant Jamboree. Stop by to learn a new game and meet new friends!

Gender-Neutral Bathrooms

Attendees of any gender or gender identity are welcome to use the gender-neutral bathrooms. Two fully-accessible single occupancy bathrooms are available on the third floor of the Hynes Convention Center behind the main elevators.

See the maps for the location.

Graffiti Kiosks

Teams can express their artistic sides through the iGEM graffiti kiosks! Boards are scattered throughout Hall C and Hall D. Please return the markers to the holder at each kiosk so that other teams can use them after you. Remember to be respectful of all teams in your work.

Hubs

Hall C and Hall D are the Hubs of the Giant Jamboree. Hubs are the main activity area in the Hynes Convention Center and will have the following:

- Team posters
- Exhibition space
- Food stations
- Exhibitor booths
- Seating
- iGEM timeline
- Graffiti kiosks

General Release Form

The iGEM 2016 Giant Jamboree will be a multimedia event. We will be uploading photos and videos from the entire event so others can get an idea of what iGEM and the Jamboree is like. In order to comply with the law, all participants attending the Giant Jamboree are asked to agree to the terms of the general release form at time of registration. If you choose not to sign the release form, you will be responsible for staying out of event photos and videos.

Note

If you did not agree to the terms of the general release form on your online registration and would now like to agree, blank copies will be available in the registration area on the 2nd floor Boylston Hallway. If you have any questions or need further clarification, feel free to ask an iGEM staff member or volunteer in a blue sweatshirt.

IDT Lounge

Friday - Sunday

Room 207

9:00 am - 6:00 pm

Hang out, relax, and have fun in the IDT Lounge in Room 207 - an inviting space with comfortable seating and plenty of GIANT games for your enjoyment. Prizes and refreshments will be provided at various times. Stop by Friday, Saturday, and Sunday from 9:00 am until 6:00 pm and check it out!

iGEM HQ Table & Information Desk

Want to know which room a presentation will be in? Have questions about the special events? If you have a question or need help at any point during the Jamboree, you can visit the HQ Information Desks outside of Room 207 or outside Room 308.

iGEMers' Prize

Vote for your favorite iGEM team! This year we are continuing the tradition of the iGEMers' Prize. Each team will have the opportunity to vote for their favorite iGEM Team. One ballot will be provided to the Team Leader at registration.

Completed ballots can be dropped off at the HQ Desk -across from Room 207 and must be submitted before Sunday night at 7:30 pm.

Questions?
Ask a volunteer in a blue sweatshirt.

Internet

Wireless internet is provided by the Hynes Convention Center.

To join the Hynes Wireless Network:

- Go to "settings" on your mobile device
- Select the Wi-Fi option
- Click "BCEC Wireless Network" or "Hynes Wireless Network"

Meals and Snacks

Lunch is provided on Friday, Saturday, and Sunday in Halls C and D. There are two coffee breaks per presentation day, one in the morning and one in the afternoon. Light refreshments including snacks and beverages are provided in the Hubs during the poster sessions on Friday, Saturday, and Sunday. Refreshments will also be provided at the social event at Jillian's Boston on Sunday evening, and between events on Monday.

Special meals will be provided in a designated location -- see your registration materials for details.

The lunch menus are as follows:

Friday, October 28:

- **Chipotle Turkey and Avocado on Ciabatta**
(Guacamole, pepper-jack cheese, roasted tomatoes, chipotle mayo and turkey)
- **Veggie & Hummus Wrap** *vegetarian*
(Hummus, cucumbers, roasted tomatoes, carrots, romaine, mesclun, basil pesto, feta balsamic vinaigrette in a whole wheat wrap)
- **Ham and Swiss on Pretzel Bread**
- **Kale Caesar with Chicken**
(Shredded Kale, chopped romaine, tomatoes, shaved parmesan, roasted chicken, and Caesar dressing)
- **Kale Caesar** *vegetarian*
(Shredded Kale, chopped romaine, tomatoes, shaved parmesan, and Caesar dressing)

Saturday, October 29:

- **Smokin Turkey Gobbler**
(Shaved smoked turkey, Vermont cheddar, cranberry-apricot chutney and sage aioli)
- **Grilled Chicken on Focaccia**
(Spinach, herb aioli, and provolone cheese)
- **ZLT Sandwich** *vegetarian*
(Zucchini, squash, romaine hearts, tomato, sun dried tomato spread, chipotle aioli, and pepper jack cheese on flatbread)
- **Greek Chicken Salad**
(Romaine lettuce, vine-ripened tomatoes, feta cheese, pepperoncini, red onions, Kalamata olives, grilled chicken and a Greek dressing)
- **Greek Salad** *vegetarian*
(Romaine lettuce, vine-ripened tomatoes, feta cheese, pepperoncini, red onions, Kalamata olives, and a Greek dressing)
- **Southwest Salad** *vegetarian*
(Romaine, black beans, roasted corn, guacamole, cucumbers, tomatoes & crispy wontons)

Dietary Restrictions

If you indicated a food allergy on your registration, please do not take lunch from the general buffet selections. Your lunch will be available at the dietary restriction table in Hall D. Lunch tickets indicating your restriction are included with your badge and should be exchanged for your lunch.

To plan ahead, below are the daily options available on the buffet stations.

Only one lunch per person, please.

Sunday, October 30:

- **Mediterranean Chicken Flatbread**
(Chicken, hummus, feta, cucumber and napa cabbage blend with tzatziki sauce)
- **Sicilian Beef and Fontina**
(Tomato-basil chutney, hearty greens, caramelized onions, pepperoncini and fontina)
- **Fire-Roasted Vegetable Wrap**
vegetarian (Sun dried tomato hummus, wilted spinach, feta cheese and red wine vinaigrette)
- **Harvest Turkey Salad**
(Roast turkey with romaine, spinach, cranberries, grapes, granny smith apples, goat cheese & walnuts with a raspberry vinaigrette)
- **Southwest Salad**
(Romaine, black beans, roasted corn, guacamole, cucumbers, tomatoes & crispy wontons with chicken)
- **Southwest Salad** *vegetarian*
(Romaine, black beans, roasted corn, guacamole, cucumbers, tomatoes & crispy wontons)

Note:

Menu options for those with dietary restrictions are not listed below and will be customized to meet your declared dietary needs.

Vegetarian options will be available at all buffet stations.

Message Board

We will have a poster board set up next to the iGEM HQ desk outside of Room 207 for teams to leave messages for each other to promote connections between teams. Are you looking to go out to dinner? Want to catch some Pokémon? Post about it here and leave a way for interested people to contact you (Twitter, email, phone, etc.)!

Open Meeting Rooms

Rooms 202 and 203 will be available for teams to use for small breakout sessions and meetings. Teams must sign up to use the rooms at the HQ Desk located across from Room 207. Sign-up times are available in 30-minute increments from 9:00 am - 11:30 am and 2:00 pm - 6:00 pm on Friday, Saturday, and Sunday. These rooms will be closed from 11:30 am - 2:00 pm each day and Room 202 is closed from 5:00 pm - 6:00 pm on Friday for a workshop event.

Teams can only sign up for two 30-minute slots (1 hour) total. We encourage you to attend the presentations happening throughout the day but these rooms are available for brief meetings if teams need a place to meet.

Nursing / Lactation Room

We are offering a private lactation room for nursing mothers in Room 300 from Friday through Sunday (8:30 am - 7:30 pm) and Room 209 on Monday (open from 8:00 am - 2:00 pm).

The room will have plenty of seating and power (120 V, 60 Hz), as well as a refrigerator for use. In order to gain access to the room, please see the Registration desk outside Room 200 to obtain a key. When you are finished using the room, we ask that you lock the door and return the key.

Participation Certificates

Every team member listed on the official team roster will receive a participation certificate. Team Leaders will pick up the participation certificates of all team members during registration.

Posters

Each team is required to present a poster at the Giant Jamboree to judges and Jamboree attendees. Poster locations have been randomly assigned between the poster areas. Please see the poster information pages in the program booklet for your team's specific poster location. Remember that the poster must not be larger than 1.219m x 1.219m (4ft x 4ft). Each team may only put up ONE poster. All teams should set up their posters on Thursday evening between 3:00pm and 8:00 pm.

Judges will be evaluating throughout the Jamboree on Friday, Saturday, and Sunday and there are poster sessions on these days as well.

All teams must remove their posters by Monday afternoon at 2:00 pm. Any remaining posters will not be saved.

Note:

Teams are not allowed to move any furniture, including tables and chairs, to their poster location.

Power is not available for use at your poster location. Please only use designated areas to charge your devices. For safety reasons, no extension cords are allowed within the Hubs or presentation rooms, nor are power cords allowed to be positioned across walkways or in any manner which creates a safety hazard.

Practice Sessions

Teams will be allowed to practice on Thursday night October 27 at the Hynes Convention Center, beginning at 2:00 pm. You can practice your presentation, and get to know fellow iGEM members. There are a limited number of rooms available, so please sign up online to reserve a room and time slot.

The practice rooms are 201**, 202*, 203*, 204**, 208*, 300**, 301**, 302, 303**, 304, 305**, 306, 307**, 308**, 309, 310, 311, 312, 313*, and Ballroom A.

Practice sessions will run until 8:00 pm. We cannot match the practice room with your actual presentation room. Remember, other teams will be practicing as well, so be sure to leave your practice room on time! Please leave all presentation rooms in the condition that you found them.

Note:

There will NOT be technical staff on hand to help with audio/visual equipment. Be sure to bring any equipment, such as laptops and adaptors, with you.

* Rooms 202, 203, 208, and 313 will have video projection, but no audio.

** Please note that rooms 201, 204, 300, 301, 303, 305, 307, and 308 will not have any A/V. These rooms will still provide a private room for practice, but teams should plan to practice using just their laptops.

Prayer Room

Room 308 will be set aside as a prayer room during the Giant Jamboree.

Tables and open floor space will be available in this room for our attendees to use for prayer.

Presentations

At the Giant Jamboree, there will be eight presentation rooms throughout the Hynes Convention Center. Your team's scheduled presentation time slot, session, and room have all been randomly assigned.

Presentations will take place on Friday, Saturday, and Sunday. The schedule for presentations is divided into sessions based on track. If you are attending a presentation, please be courteous, stay for the whole session, and only leave the room during the scheduled breaks. Each team has 20 minutes of presentation time, 5 minutes for questions and answers, and 5 minutes to switch to the next presenters. Judges will be monitoring time, and will give warnings at the 2- and 1-minute remaining mark.

Please see the program booklet for information on when and where your team will be presenting.

Note:

Please be sure to bring the necessary equipment for your presentation, such as your laptop, cables/adaptors, and power supply, as iGEM will not provide these.

Quiet Room

Room 201 has been designated as the quiet room during the iGEM 2016 Giant Jamboree. The quiet room has chairs and tables so attendees may work quietly or simply take a break from all the Giant Jamboree excitement. Please be respectful of others and keep conversation and other sounds to a minimum when you are in this room.

Registration

Thursday	1:30 pm - 8:00 pm
Friday	7:30 am - 6:00 pm
Saturday	8:00 am - 6:00 pm
Sunday	8:00 am - 6:00 pm
Monday	8:00 am - 1:00 pm

Boylston Hallway, 2nd Floor

Check-in at the Hynes Convention Center starts at 1:30 pm and ends at 8:00 pm on Thursday and will remain open throughout the weekend. Registration will be located on the 2nd Floor, see map for details.

At Registration, each attendee will pick up a registration booklet, name badge, and other important and useful information. Keep in mind that registration check-in is on an individual basis, instead of by team as in previous years.

Check in at Registration by the last name (family name) on your registration record.

Social Events

Blue Man Group

Sunday

74 Warrenton St, Boston, MA 02116

8:00 pm - 10:30 pm

Blue Man Group is an interactive theatrical performance combining art, technology, and music. The performance is at the Charles Playhouse in Boston, and guests should arrive at the Playhouse by 8:00 pm.

Tickets will be available for all high school teams at the iGEM ticket desk outside of Room 200. The desk will be open during registration hours. Each high school group should send an instructor or chaperone to pick up tickets for the entire team. Tickets not picked up before 1:00PM on Sunday, will be forfeited. If your team is not interested in attending the performance, please let the ticket desk know so that your tickets may be released to other interested attendees.

A limited number of tickets will be available on a first-come, first-served basis to all other attendees. These tickets will be available at the iGEM ticket desk during regular registration hours. On Sunday at 1:15 pm, any tickets not picked up by high school teams will also be become available on a first-come, first served basis."

Please note that food is not provided at the performance. There is however a concession stand at the theater.

Bus transportation will be provided on the schedule below:

7:15 pm

Buses start loading at the Boylston Street entrance of the Hynes Convention Center

7:30 pm

Buses depart

10:30 pm

Buses return to the Hynes Convention Center

Buses will drop off and pick up on the corner of Tremont and Tremont Street. The theater is a 5-minute walk from the bus stop.

Instructor Social

Sunday

Hynes Convention Center Ballroom B

8:00 pm - 10:00 pm

An instructor social event will take place on Sunday evening in the third floor ballroom of the Hynes Convention Center. Hors d'oeuvres will be served and each instructor will receive two free drink tickets at registration.

Jillian's Boston (18+ only)

Sunday

145 Ipswich St, Boston, MA 02215

8:00 pm - 1:00 am

This event is 18+

Jillian's Boston is a 3-story entertainment venue in Boston that has a dance floor, arcade games, pool tables, bowling lanes, and lounge areas. With so many options to choose from, there is something for everyone. Beverage and snack refreshments will be provided.

You will need your iGEM badge and a passport (international or U.S.) or a driver's license (U.S. only) to enter.

A cash bar will also be available for attendees (21+) who wish to order alcoholic beverages. Attendees under the age of 21 cannot order alcoholic drinks, and cannot have another person order for them.

Please note:

The legal drinking age in the United States is 21. Attendees interested in ordering alcoholic beverages will need to bring a passport (international or U.S.) or a driver's license (U.S. only) to be able to order an alcoholic drink.

Shuttle buses will run from the Boylston Street entrance of the Hynes Convention Center to Jillian's between 8:00PM and 10:00PM and 11:00PM and 1:00AM.

Please note that no buses will run between the hours of 10:00PM and 11:00PM.

Jillian's is approximately a 15-minute walk (.7 miles) from the Hynes Convention Center.

From the entrance of the Hynes, turn left onto Boylston Street and turn right onto Ipswich street.

It is also a 15-minute trip by MBTA. From Hynes station on the Green line, take the D-Line trolley outbound to Kenmore Station. Jillian's is about a 5-minute walk from Kenmore Station. For trip planning information visit <http://www.mbta.com/>

Special Tracks Exhibition Gallery

Make sure to stop by the exhibition gallery in Zone 6 located in Hall D where the Hardware, Software, and Measurement teams will be showcasing their work! The exhibition gallery will be open throughout the weekend.

T-Shirts

Remember to collect your free iGEM T-Shirt after you register! T-shirts can be picked up outside of Room 206 during registration hours (Thursday through Monday).

Your ticket is included in your registration materials.

Team Banners

If your team submitted a banner for print and display, you can take it home after the event. Please retrieve your banner at the Registration area on the Boylston Hallway, 2nd floor after the Awards Ceremony.

Team Leader

Each team will have a designated Team Leader, who will be given a team leader packet at registration. This packet will include the team's participation certificates, two wristbands for the awards ceremony team representatives, the ballot for the iGEMers prize, and the synthesis and assembly questionnaire. The default Team Leader will be the Primary PI.

If the Primary PI cannot attend, we will contact another team member to be the Team Leader prior to the Giant Jamboree. If you do not know who your designated Team Leader is, please check the list at the Registration desk.

Note that the Team Leader is not necessarily the same as your team's student leader.

Water Bottles and Stations

At registration, every attendee will be provided with a reusable iGEM water bottle.

Be sure to remove the instruction slip and carabiner ring inside, and rinse the bottle before use.

You can refill your water bottle at multiple water stations within the Hynes Convention Center. Each presentation room has a water station in the back of the room, and water stations can also be found outside of the bathrooms, which are near the escalators on both sides of the building. See the map for details.

Transportation

Transportation to the social events will be provided from the Hynes Convention Center.

The city of Boston and the surrounding suburbs have a public transportation system that is comprised of buses and subways, called the MBTA (or T for short). It is a convenient and inexpensive way to travel around the city. There are one-way fare options and day passes are available. Boston is also rather small and is an easy city to walk around.

You can find more information about the MBTA at www.mbta.com.

The Giant Jamboree will be held at the Hynes Convention Center, located at the Hynes Convention Center subway station on the MBTA Green Line. It is accessible via the B, C, and D branches of the Green Line.

Volunteers

Have questions throughout the event? Look for help from an iGEM volunteer in the blue sweatshirts.

POSTERS



Zone 1
Posters 1 - 64

Zone 2
Posters 65 - 144

Exhibitors

iGEM Timeline

Graffiti Kiosk

Charging Station

Zone 3
Posters 145 - 180

Zone 4
Posters 181 - 228

Zone 5
Posters 229 - 276

Zone 6
Special Track
Exhibition Space

Team	Poster	Team	Poster
Aachen	Zone 1 - #16	Chalmers Gothenburg	Zone 2 - #100
Aalto-Helsinki	Zone 2 - #104	CIEI-BJ	Zone 1 - #64
AHUT China	Zone 2 - #101	CLSB-UK	Zone 5 - #240
Ain Shams-Egypt	Zone 2 - #90	ColegioFDR Peru	Zone 2 - #120
Aix-Marseille	Zone 4 - #188	ColumbiaU NYC	Zone 4 - #209
Alverno CA	Zone 2 - #119	Concordia	Zone 1 - #21
Arizona State	Zone 1 - #4	Cornell NY	Zone 4 - #199
ASIJ Tokyo	Zone 5 - #230	CSU Fort Collins	Zone 2 - #142
Austin UTexas	Zone 2 - #80	CU-Boulder	Zone 3 - #177
Baltimore BioCrew	Zone 2 - #77	Dalhousie Halifax NS	Zone 2 - #121
BGIC China	Zone 2 - #95	Danci-K8	Zone 1 - #15
BGU ISRAEL	Zone 2 - #138	Denver Biolabs	Zone 5 - #269
BHU China	Zone 3 - #147	DTU-Denmark	Zone 4 - #208
Bielefeld-CeBiTec	Zone 2 - #114	Duesseldorf	Zone 2 - #134
Bilkent-UNAMBG	Zone 2 - #94	Duke	Zone 1 - #29
BioBricks	Zone 3 - #180	Dundee	Zone 1 - #41
BIOSINT Mexico	Zone 2 - #125	Dundee Schools	Zone 2 - #85
BIT	Zone 2 - #131	Edinburgh OG	Zone 3 - #166
BIT-China	Zone 2 - #136	Edinburgh UG	Zone 4 - #206
BNDS China	Zone 5 - #267	Emory	Zone 2 - #128
BNU-China	Zone 2 - #78	EMW Street Bio	Zone 4 - #207
Bordeaux	Zone 2 - #105	EPFL	Zone 2 - #122
BostonU	Zone 1 - #49	ETH Zurich	Zone 3 - #155
BostonU HW	Zone 4 - #191	Evry	Zone 4 - #187
British Columbia	Zone 1 - #24	Exeter	Zone 1 - #52
BroadRun-Baltimore	Zone 2 - #68	FAFU-CHINA	Zone 2 - #110
Bulgaria	Zone 3 - #160	FAU Erlangen	Zone 2 - #129
Cambridge-JIC	Zone 1 - #20	Freiburg	Zone 1 - #46
CAPS Kansas	Zone 4 - #190	Fudan	Zone 5 - #237
Cardiff Wales	Zone 1 - #57	Gaston Day	Zone 2 - #82
CCA SanDiego	Zone 1 - #8	GDSYZX-United	Zone 2 - #140
CGU Taiwan	Zone 2 - #143	Genspace	Zone 1 - #31

Team	Poster	Team	Poster
Georgia State	Zone 4 - #204	Kingsborough NY	Zone 4 - #215
Gifu	Zone 1 - #38	Korea U Seoul	Zone 5 - #259
Glasgow	Zone 5 - #252	KoreaSonyeodul	Zone 1 - #32
Goettingen	Zone 3 - #153	Kyoto	Zone 2 - #75
Groningen	Zone 5 - #236	LambertGA	Zone 5 - #232
Guanajuato Mx	Zone 2 - #97	Lanzhou	Zone 5 - #248
Hamburg	Zone 1 - #11	Leicester	Zone 2 - #91
Hannover	Zone 5 - #274	Leiden	Zone 5 - #272
Harvard BioDesign	Zone 3 - #169	Lethbridge	Zone 5 - #261
HFUT-China	Zone 4 - #219	Lethbridge HS	Zone 5 - #235
HokkaidoU Japan	Zone 1 - #55	Linkoping Sweden	Zone 2 - #98
Hong Kong HKU	Zone 5 - #229	LMU-TUM Munich	Zone 3 - #171
Hong Kong HKUST	Zone 4 - #203	LN-Shiyan-China	Zone 3 - #175
Hong Kong UCCKE	Zone 2 - #73	Lubbock TTU	Zone 1 - #17
HSiTAIWAN	Zone 4 - #184	Macquarie Australia	Zone 2 - #74
HUST-China	Zone 1 - #19	Manchester	Zone 3 - #156
HZAU-China	Zone 4 - #220	Marburg	Zone 2 - #69
IISc Bangalore	Zone 3 - #172	McMasterU	Zone 3 - #152
IIT Delhi	Zone 4 - #211	Melbourne	Zone 2 - #65
IIT Kharagpur	Zone 2 - #137	METU HS Ankara	Zone 1 - #10
IIT-Madras	Zone 4 - #197	Michigan	Zone 2 - #135
Imperial College	Zone 3 - #146	Michigan Software	Zone 5 - #264
IngenuityLab Canada	Zone 4 - #183	Mingdao	Zone 3 - #145
INSA-Lyon	Zone 5 - #249	Minnesota	Zone 1 - #62
Ionis Paris	Zone 5 - #254	Missouri Rolla	Zone 4 - #218
Istanbul Tech	Zone 2 - #141	MIT	Zone 5 - #265
IvyTech SouthBend IN	Zone 4 - #212	MSU-Michigan	Zone 4 - #185
Jilin China	Zone 2 - #133	Nagahama	Zone 1 - #44
JNFLS China	Zone 3 - #154	Nanjing NFLS	Zone 4 - #198
JSNU-China	Zone 1 - #22	Nanjing-China	Zone 2 - #72
KAIT Japan	Zone 3 - #168	NAU-CHINA	Zone 1 - #56
Kent	Zone 4 - #189	NAWI-Graz	Zone 4 - #226

Team	Poster	Team	Poster
NCKU Tainan	Zone 1 - #48	Queens Canada	Zone 2 - #84
NCTU Formosa	Zone 3 - #162	RHIT	Zone 5 - #246
NEFU China	Zone 4 - #216	Rice	Zone 5 - #266
NEU-China	Zone 1 - #58	Ryerson Toronto	Zone 1 - #7
Newcastle	Zone 4 - #201	Saint Rose School A	Zone 3 - #178
NJU-China	Zone 3 - #150	Saint Rose School B	Zone 3 - #149
NKU China	Zone 5 - #234	SCAU-China	Zone 4 - #181
Northeastern	Zone 1 - #33	SCSU-New Haven	Zone 1 - #28
NorthernBC	Zone 1 - #3	SCU-China	Zone 1 - #39
Northwestern	Zone 2 - #144	SCUT-China A	Zone 5 - #251
NRP-UEA-Norwich	Zone 4 - #196	SCUT-China B	Zone 5 - #256
NTHU Taiwan	Zone 5 - #276	SDSZ China	Zone 4 - #222
NTNU Trondheim	Zone 1 - #45	SDU-Denmark	Zone 5 - #268
NTU-Singapore	Zone 5 - #242	ShanghaitechChina	Zone 1 - #40
NUDT CHINA	Zone 5 - #271	ShanghaiTechChina B	Zone 1 - #30
NUS Singapore	Zone 1 - #9	Sheffield	Zone 3 - #174
NWPU	Zone 3 - #159	Shenzhen SFLS	Zone 2 - #87
NYMU-Taipei	Zone 5 - #255	SJTU-BioX-Shanghai	Zone 5 - #257
NYU Shanghai	Zone 4 - #182	SJTU-Software	Zone 4 - #205
NYU-AD	Zone 3 - #151	Slovenia	Zone 5 - #238
OLS Canmore	Zone 1 - #5	SMS Shenzhen	Zone 5 - #263
OUC-China	Zone 4 - #224	SRM Chennai	Zone 5 - #245
Oxford	Zone 1 - #1	Stanford-Brown	Zone 2 - #107
Paris Bettencourt	Zone 2 - #132	Stockholm	Zone 2 - #124
Paris Saclay	Zone 2 - #71	Stony Brook	Zone 1 - #60
Pasteur Paris	Zone 3 - #167	SUSTech Shenzhen	Zone 4 - #195
Peking	Zone 3 - #165	SVCE CHENNAI	Zone 5 - #253
Peshawar	Zone 5 - #273	Sydney Australia	Zone 2 - #115
Pittsburgh	Zone 2 - #99	SYSU-CHINA	Zone 2 - #66
Pretoria UP	Zone 2 - #79	SYSU-MEDICINE	Zone 2 - #113
Pumas Mexico	Zone 5 - #258	SYSU-Software	Zone 5 - #247
Purdue	Zone 5 - #270	SZU-China	Zone 4 - #217

Team	Poster	Team	Poster
TAS Taipei	Zone 1 - #23	UCLA	Zone 2 - #93
TCU Taiwan	Zone 2 - #117	UCLouvain	Zone 2 - #139
TEC GenetiX CCM	Zone 4 - #210	UConn	Zone 4 - #223
Tec-Chihuahua	Zone 1 - #51	UCSC	Zone 2 - #126
TEC-Costa Rica	Zone 3 - #161	UESTC-China	Zone 2 - #70
Tec-Monterrey	Zone 2 - #116	UESTC-software	Zone 5 - #262
TecCEM	Zone 3 - #157	UFAM-UEA Brazil	Zone 1 - #63
TecCEM HS	Zone 3 - #173	UGA-Georgia	Zone 5 - #231
Technion Israel	Zone 1 - #59	UGent Belgium	Zone 1 - #13
Tel-Hai	Zone 5 - #241	UI-Indonesia	Zone 3 - #148
Tianjin	Zone 2 - #103	UiOslo Norway	Zone 2 - #108
TJUSLS China	Zone 1 - #14	UIUC Illinois	Zone 5 - #233
TMMU China	Zone 4 - #227	ULV-LC-CV	Zone 4 - #221
Tokyo Tech	Zone 3 - #163	UMaryland	Zone 5 - #275
Tongji Shanghai	Zone 1 - #34	UMass-Dartmouth	Zone 1 - #43
Toronto	Zone 5 - #250	UNC-Chapel Hill	Zone 2 - #67
Toulouse France	Zone 1 - #53	UNebraska-Lincoln	Zone 1 - #6
TP CC SanDiego	Zone 2 - #102	UNH Durham	Zone 3 - #170
Tsinghua	Zone 2 - #86	UNIK Copenhagen	Zone 1 - #47
Tsinghua-A	Zone 2 - #88	UNSW Australia	Zone 5 - #243
TU Darmstadt	Zone 4 - #200	UoA NewZealand	Zone 1 - #54
TU Delft	Zone 4 - #228	UofC Calgary	Zone 3 - #158
TU-Eindhoven	Zone 1 - #37	UPF-CRG Barcelona	Zone 1 - #50
Tuebingen	Zone 5 - #239	UPMC-Paris	Zone 4 - #225
Tufts	Zone 2 - #96	UPO-Sevilla	Zone 1 - #25
UAM Poznan	Zone 3 - #164	Uppsala	Zone 4 - #202
UBonn HBRs	Zone 2 - #76	UrbanTundra Edmonton	Zone 1 - #2
UC Davis	Zone 4 - #186	USNA-Annapolis	Zone 2 - #127
UCAS	Zone 4 - #192	USP UNIFESP-Brazil	Zone 1 - #26
UCC Ireland	Zone 2 - #81	USP-EEL-Brazil	Zone 1 - #42
UChicago	Zone 2 - #123	UST Beijing	Zone 1 - #18
UCL	Zone 4 - #194	USTC	Zone 2 - #118

Team	Poster
USTC-Software	Zone 4 - #193
UT-Knoxville	Zone 3 - #176
UT-Tokyo	Zone 3 - #179
Valencia UPV	Zone 2 - #109
Vanderbilt	Zone 1 - #61
Vilnius-Lithuania	Zone 5 - #260
Virginia	Zone 2 - #111
Wageningen UR	Zone 2 - #130
Warwick	Zone 1 - #35
Washington	Zone 2 - #92
WashU StLouis	Zone 4 - #213
Waterloo	Zone 1 - #12
Westminster UoW	Zone 2 - #106
William and Mary	Zone 2 - #89
WLC-Milwaukee	Zone 4 - #214
WPI Worcester	Zone 2 - #112
XJTLU-CHINA	Zone 2 - #83
XMU-China	Zone 1 - #27
Yale	Zone 5 - #244
ZJU-China	Zone 1 - #36

ABSTRACTS

A	67
B	71
C	80
D	87
E	91
F	95
G	97
H	102
I	107
J	112
K	114
L	117
M	123
N	128
O	141
P	142
Q	147
R	147
S	149
T	163
U	175
V	196
W	198
X	203
Y	204
Z	204

Aachen

LIPs - Light Inducible Proteases

Country

Europe - Germany

Section

Overgrad

Track

New Application

Poster

Zone 1 - #16

Presentation

Friday - Room 302 - 2:30 pm

Photocaging is a remarkable method of compound inhibition that can be reversed by exposure to light. Previously, it had been used for intracellular studies. We wish to apply this method to industrially needed proteins as well and call attention to its usefulness there. As an example we would like to render the use of high quantities of the chemical enzyme inhibitor boric acid unnecessary, which is classified as a substance of very high concern by the European Chemicals Agency. At the moment, boric acid is used for protease inhibition in washing detergents and dilution in the washing machine activates it again. Thus, tons of it are being processed every year. Photocaging could help circumvent this. A photocaged amino acid will be incorporated at a crucial position in the enzyme by genetic codon reassignment. Prior to the washing procedure the enzyme can be easily activated by exposure to a light source.

Aalto-Helsinki

MC Yeast: Stress-Based Detection and Enzymatic Degradation of the Cyanobacterial Toxin Microcystin

Country

Europe - Finland

Section

Overgrad

Track

Environment

Poster

Zone 2 - #104

Presentation

Friday - Room 311 - 2:30 pm

Cyanobacteria, also known as blue-green algae, are an annual problem in many water systems. During the summer, the bacteria release hepatotoxins called microcystins (MCs) which pose health risks to humans and animals. The goal of our project is to build a two-part system to detect and then degrade MCs. Our detection system is based on the natural oxidative stress response of the yeast *Saccharomyces cerevisiae*. Exposure to MCs is linked to higher levels of oxidative stress, and we will couple this response to the expression of yellow fluorescent protein. Thus, fluorescence levels will indicate the amount of MCs present in a sample. To understand and validate our MC detection mechanism, we will also create mathematical and molecular models. For degrading the detected toxins, we will express and purify the enzyme microcystinase (MlrA), which is naturally found in some gram-negative bacteria. The enzyme renders the MCs harmless by modifying their structure.

AHUT China

BIO-COMPASS 2.0

Country

Asia - China

Section

Overgrad

Track

Information Processing

Poster

Zone 2 - #101

Presentation

Saturday - Room 302 - 12:00 pm

A new updated version of bionavigational system that enables a faster acquisition of optimal pathway will be built by the BIO-COMPASS 2.0 to break the limitations of computational capacity in the big data era. DNA will be used to encode the information of points and pathways on the map, and log into the bio-navigation database. In this way, each feasible solution can be obtained by the corresponding biochemical operation. Because of the high parallelism of the DNA calculation, the solution is rapid. Then by selecting the feasible solutions, finally determine the optimal solution. Compared with AHUT_China 2014's project, BIO-COMPASS 2.0 has added identification site, path length, and adjacent site number information into the DNA sequence used for path expressing. Besides, Quaternary has been applied in our calculation to optimize the data extraction methods. These improvements have boosted our system's practicability and suitability when it is applied into more complex navigation.

Ain Shams-Egypt

CircRNA deregulation and HCC

Country

Africa - Egypt

Section

Undergrad

Track

Therapeutics

Poster

Zone 2 - #90

Presentation

Friday - Room 304 - 11:00 am

Liver cancer is the second leading cause of cancer-related death in the world. Egypt has a one of the highest incidence of hepatocellular carcinoma (HCC) in the world. Treatment options for HCC are limited and often inefficient. Circular RNAs(CircRNA) belongs to the family of noncoding RNAs. They play a role in gene expression regulation and act as miRNA sponge. Recently, it was found that their levels are deregulated in various types of cancer. Using bioinformatics analysis, we have identified certain circular RNAs that are down regulated in hepatocellular carcinoma. So, we are aiming to design a system that can sense CircRNA deregulation in the HCC and respond in a way to restore the balance and equilibrium in the CircRNA environment of the cancer cells. Also, we are evaluating the therapeutic effect of CircRNA as a potential novel target for the treatment of HCC.

Aix-Marseille

Highway To Platinum

Country

Europe - France

Section

Overgrad

Track

Environment

Poster

Zone 4 - #188

Presentation

Friday - Room 312 - 11:00 am

Platinum is one of the rarest and most valuable metals in the world. Thanks to its physical and chemical properties, it has become pervasive in modern society. One of the main uses of platinum is in cars' catalytic converters, hence important concentrations have been accumulated over time in soils next to roads. Our goal is to recover this platinum as much as possible and obtain nanoparticles, in two steps. The first stage relies on the affinity of Desferrioxamine B, a siderophore, to bind platinum and so favor the further solubilisation of more platinum compounds. Secondly, a modified FliC protein complex will be cloned into E. coli and enable the biosorption of platinum on the flagella of the bacterium.

Alverno CA

Strategies for blocking propagation of supercoiling generated during transcription

Country

North America - United States

Section

High School

Track

High School

Poster

Zone 2 - #119

Presentation

Saturday - Room Ballroom A - 11:30 am

Construction of complex circuits is still hampered by ignorance of fundamental principles of genetic circuit design. One key challenge is the isolation of independent genetic components -- genes expressed on the same plasmid (or other DNA molecule) will often unexpectedly interfere with or enhance each others' expression in an orientation-dependent fashion, even if they are nominally isolated by terminators and other motifs. This form of cross-talk may be caused by supercoiling generated during transcription, which has been shown to enhance or repress gene expression depending on the form of supercoiling. To test this hypothesis, we will test whether base pair spacing, terminators, or DNA 'clamps' (made from DNA-binding proteins) placed between genes on a plasmid can eliminate their cross-talk. If DNA clamps do isolate nearby transcriptional units, then those clamps may advance the field of synthetic biology by allowing bioengineers to build more predictable genetic circuitry.

Arizona State

**Ringtones: Diverse
homoserine lactone systems
for cellular communication**

Country

North America - United States

Section

Overgrad

Track

Foundational Advance

Poster

Zone 1 - #4

Presentation

Saturday - Room 311 - 3:30 pm

Many bacteria use quorum sensing (QS) to regulate group behaviors, such as bioluminescence and virulence, by sending and receiving small molecules called homoserine lactones (HSLs). Bioengineers have incorporated QS networks into genetic circuits, using HSLs to connect logical operations. However, higher-order genetic circuitry is inhibited by 'crosstalk,' in which one QS network responds to HSLs produced by another network. In addition to making it challenging to engineer with multiple QS networks, crosstalk has the dangerous potential to activate virulence pathways in pathogenic bacteria. Using a system that decouples 'Senders' from 'Receivers,' we are exploring how QS networks from different species behave and which networks have crosstalk. Our project adds 21 new plasmids for QS-based communication, including 12 novel QS proteins, to the iGEM Registry, helps to deepen the knowledge of bacterial communication, explores biosafety implications of engineering with HSLs, and empowers bioengineers to build more complex genetic circuits.

ASIJ Tokyo

Fast Pace PETase

Country

Asia - Japan

Section

High School

Track

High School

Poster

Zone 5 - #230

Presentation

Friday - Room 302 - 11:00 am

In recent years, the production of polyethylene terephthalate (PET) has increased rapidly, as a result of low production costs and consumer demands. PET is one of the most common plastic polymers, comprised of repeating monomeric subunits of Terephthalic Acid and Ethylene Glycol. It is frequently used in the manufacture of plastic bottles and clothing fibres, especially in Japan. As avid users of PET-based products, our team decided to research how to optimise the degradation of PET, which takes an average of 450 years to degrade naturally. We were further inspired to pursue this goal with Keio University's recent discovery of *Ideonella sakaiensis* a unique bacteria capable of PET degradation. Thus, we have focused our project on the synthesis of an optimal PETase biobrick, which would be included in the iGEM database. Ultimately, our goal is to find an ideal promoter to expedite the production and secretion of PETase.

Austin UTexas

The Bucha Bunch

Country

North America - United States

Section

Undergrad

Track

New Application

Poster

Zone 2 - #80

Presentation

Friday - Room 311 - 4:30 pm

Kombucha is a fermented tea drink composed of a community of several types of bacteria and yeast. This study's aim is to understand and manipulate this community to imbue kombucha with favorable properties for producers and consumers. One common problem producers face is ethanol overproduction by *Lachancea fermentati*, making the kombucha alcoholic. This study screens *L. fermentati* using YPD agar plates with bromothymol blue, which changes color with changes in acidity. The color change allows for low-ethanol producing colonies to be selected for and recapitulated into the microbial community. Another issue for some would-be consumers is the taste of kombucha. By codon-optimizing an *Arabidopsis* gene for bacteria, *Gluconobacter* and *Gluconoacetobacter* can be transformed to produce brazzein, a sweet-tasting protein, thus sweetening the kombucha. Furthermore, these chassis organisms will be transformed with a GFP gene and pH-activated promoter to create a time-lapse of the changes that kombucha's microbial community undergoes.

Baltimore BioCrew

Genetically-engineering *E. coli* to Degrade Plastic using PETase and MHETase

Country

North America - United States

Section

High School

Track

High School

Poster

Zone 2 - #77

Presentation

Saturday - Room 304 - 9:30 am

Plastics are a waste product that pollutes the environment we live in, and many solutions have been implemented with little long term success, such as Mr. Trashwheel and laws prohibiting the act of littering. Researchers, in 2014, have found a bacterium, known as *Ideonella Sakaiensis*, that is able to degrade poly ethylene terephthalate (PET) plastics entirely using two enzymes. The Baltimore BioCrew wanted to design a bacteria that is able to degrade the plastics in our marine ecosystems at a rapid rate without harming the creatures within it. In order to investigate if this is possible, we obtained the two enzymes used in *Ideonella Sakaiensis*, PETase and MHETase, and inserted the enzymes into *E. coli* plasmids. We hope the *E. coli* bacteria degrades PET plastic within 1-3 weeks and produces a by-product that is benign to organisms and a possible energy source.

BGIC China

Programmable and open-source test paper based on cell-free system

Country

Asia - China

Section

High School

Track

High School

Poster

Zone 2 - #95

Presentation

Friday - Room 302 - 12:00 pm

We endeavor to create a test paper which is programmable, open-source and cell-free. The test papers contain genetic circuits which could measure the concentration of various target molecules in clinical and laboratory samples with visual and semi-quantitative results shown by reporter proteins. With a genetic device which acts as a signal amplifier, the system resembles the binary system of computer with enhanced sensitivity. The bionic and open-source nature of the test paper results in a high range of detection as well as high programability, while the cell-free nature removes interference between biological reactions inside the cells and allows its preservation under frozen condition for almost a year. The system can also be reprogrammed with the aid of our protocol, another proof of its potential.

BGU ISRAEL

PlastiCure: Offering an effective and energetically favorable biodegradation solution for PET

Country

Europe - Israel

Section

Overgrad

Track

Environment

Poster

Zone 2 - #138

Presentation

Friday - Room 311 - 2:00 pm

The plastic waste problem has taken its toll on the environment and affects diverse eco systems. Many solutions are available, but their side effects are damaging the environment due to plastics toxicity. As plastic was only recently introduced to nature, native biodegradation solutions are not sufficient to overcome the massive amounts of plastic debris in oceans and land. Our goal is to improve biodegradation solutions using synthetic biology tools, from force evolution of a polyethylene degrading bacterium, through protein engineering of PET degrading enzyme, to genetically engineering a metabolic pathway that will enable our selected bacteria to consume PET as a sole carbon source. Moreover, utilizing the high energy stored in PET, electrons released from PET oxidation will be immediately harnessed at an anode of a biofuel cell for electricity production. Thus, our project will provide a clean, productive and energy efficient process for plastic biodegradation.

BHU China

No title

No abstract

Country

Asia - China

Section

High School

Track

High School

Poster

Zone 3 - #147

Presentation

Sunday - Room 304 - 11:00 am

Bielefeld-CeBiTec

Evobodies - Molecular Speed Dating

Country

Europe - Germany

Section

Overgrad

Track

Foundational Advance

Poster

Zone 2 - #114

Presentation

Friday - Room 306 - 1:30 pm

We are developing a novel system for generating binding proteins in *E. coli* via directed evolution. Such proteins could be utilized for target-mediated drug delivery and in diagnostics, especially for the detection of quickly evolving pathogens such as viruses. Moreover, many applications for basic research are also feasible. As the starting point of our system, we design a library of sequences encoding binding proteins in *E. coli*. Afterwards, we use a special DNA-Polymerase, for increasing diversity through error-prone replication of the desired sequence. Finally, binding proteins with high affinity to the target protein are selected. This selection is mediated by protein-protein interaction, granting a selective advantage to cells in which tight binding proteins are expressed by an increase in fitness under selective pressure. Therefore, the desired clones are enriched in the fermentation broth and can be identified easily.

Bilkent-UNAMBG

Smelling Cancer - A VOC-Based Biosensor for Cancer Diagnosis

Country

Europe - Turkey

Section

Undergrad

Track

Diagnostics

Poster

Zone 2 - #94

Presentation

Saturday - Room 311 - 11:00 am

Cancer is a complex disease related with uncontrolled proliferation of body cells. Having different types, each type of cancer has its own characteristics on molecular level. Different molecules are produced by cancer cells such as proteins, and secondary metabolites. Because of their specificity, they have been used as biomarkers for cancer diagnosis over past decades. Recently, volatile organic compounds have been identified as biomarker to discriminate the types of cancer. In this project, we plan to construct bacterial whole-cell biosensors for detecting volatile organic compounds (VOCs) to diagnose cancer. Different VOCs will be sensed by different promoter/transcription factor couples, and they will be incorporated into circuits and logic gates operated by CRISPRi system in order to differentiate cancer types effectively based on existence of specific VOCs.

BioBricks

BioBrick Beta: Developing a Functional Standard for Gene Expression

No abstract

Country

North America - United States

Section

Overgrad

Track

Foundational Advance

Poster

Zone 3 - #180

Presentation

Sunday - Room 302 - 12:00 pm

BIOSINT Mexico

**Bioproduction of taurine:
Metabolic pathway insertion in
Escherichia coli**

Country

Latin America - Mexico

Section

Undergrad

Track

Manufacturing

Poster

Zone 2 - #125

Presentation

Friday - Room 312 - 3:30 pm

Taurine is a pseudo-aminoacid derivative of cysteine which can be obtained naturally by some foods, biosynthesized by some organisms or produced through a series of chemical reactions. Taurine synthesis is an important process as it plays many roles in the functions on the human body, among other organisms. The main aim of our project is to successfully introduce a couple of enzymes into E. coli's genome so it can biosynthesize this important molecule. To achieve this, these two taurine-pathway enzymes were selected: cysteine sulfinic acid decarboxylase (CSAD) and cysteine dioxygenase (COD). It is important to highlight the fact that it's the first time we synthesize both of them using synthetic biology techniques.

BIT

**Alarm of Breast Cancer Based
on Detection of MicroRNA-21
and MicroRNA-155**

Country

Asia - China

Section

Undergrad

Track

Diagnostics

Poster

Zone 2 - #131

Presentation

Friday - Room 302 - 9:30 am

In recent years, breast cancer has become one of the highest incidental cancer. If we can get early diagnosis and effective treatment measures, it will largely reduce the mortality of breast cancer. Studies have shown that when have breast cancer, the expression degree of microRNA-21 and microRNA-155 in the serum will be significantly higher than the normal one. Based on it, this project applies the artificial designed biological system to realize the detection of expression levels of microRNA in the serum environment and produce green fluorescent protein, then detect fluorescence by miniaturized signal hardware, through the mathematical modeling of the model to calculate microRNA expression level. Finally the data presented to the user directly by the hardware device or to their phones. This project is a real-time inspection system for breast cancer detection, convenient and quickly. It can provide patients with reference significance testing data, reduce the testing costs drastically, alleviate the contradiction of medical treatment system.

BIT-China

Plasmid-Sensing Logically and Adjustably Cell Killer (P-SLACKiller)

Country

Asia - China

Section

Undergrad

Track

New Application

Poster

Zone 2 - #136

Presentation

Saturday - Room 312 - 4:00 pm

Genetic engineering bacteria have revolutionized human society and one of the most commonly used vectors are plasmids. However, the plasmid as a powerful tool has some natural limits like the segregational instability which may cause the change of population structure. This year our project aims to prove a new concept of plasmid quorum sensing which can be applied to control the plasmid numbers quantitatively and preventing the losing of recombinant plasmids in the same time. Compared with the traditional methods like using antibiotics or auxotrophic bacteria, our project can be more intelligent and controllable. In response to the inhibitor protein which is used as the signal indicating the plasmid numbers, the killer system will be turned on or off. According to our design, E.coli containing less plasmids than the threshold that has been set theoretically will be defined as slackers, and they be killed to optimize the population structure.

BNDS China

Absorption of Calcium in water by expression Calcium channel protein in Escherichia Coli

Country

Asia - China

Section

High School

Track

High School

Poster

Zone 5 - #267

Presentation

Sunday - Room 302 - 4:00 pm

BNDS_China is going to enable Escherichia Coli (E. coli) bacteria to absorb calcium cations (Ca^{++}) from hard water. By the definition of hard water, the exceeded concentration of calcium ions causes extra soap consumption and galvanic corrosion. Though there are already methods of softening hard water, they are either too expensive or inefficient. Therefore, our team came up with this idea of making E. coli attracts calcium cations from hard water that serves as an affordable and functional form of hard water softener. E. coli with highly expressed Calcium channel proteins absorb those calcium ions from the water into cytoplasm to decrease the concentration of calcium in water.

BNU-China

Taxolight

Country

Asia - China

Section

Undergrad

Track

Foundational Advance

Poster

Zone 2 - #78

Presentation

Sunday - Room 306 - 10:00 am

It's widely known that taxol has noticeable effect to promote the inhibition of tubulin depolymerization and therefore stabilizing microtubules. Based on this, our team designed a new way to test the existence of taxol, which may have higher resolution than current chemical approaches. Firefly luciferase complementation (FLC) and bimolecular fluorescence complementation (BiFC) assay is the core part of our experiments. We expressed one specific tubulin connected with N-luciferase and C-luciferase respectively. When α -tubulin and β -tubulin tend to form dimers, the normal microtubules are being assembled and are likely to be depolymerized. However, the extremely stable microtubules would be established if taxol exists in the system. By detecting the fluorescent signal, we are able to tell the existence of taxol.

Bordeaux

Sleep with EpiC elegans

Country

Europe - France

Section

Overgrad

Track

Therapeutics

Poster

Zone 2 - #105

Presentation

Saturday - Room 306 - 11:00 am

Sleep disorders such as insomnia and narcolepsy affect many people in their daily life. Today, there is no effective medication against these disorders. Actually, they only treat the symptoms, not the source. This year, iGEM Bordeaux 2016 aims to study DSIP, a sleep-inducing peptide which seems to be promising for helping to sleep. In order to understand in which mechanisms this peptide is involved, it will be produced by the bacteria *E. coli* and then given to the nematode *C. elegans*. The sleeping process of this nematode will be studied by using both a photo-inducible system and a CRISPR-methylase system called EpiCrispr, which is a modified CRISPR/CAS9 with the purpose of methylating genes participating in this process. The third project consist on study of the issue of plasmid propagation in bacterial populations by developping a computational model.

BostonU

Gemini: Combining Digital and Analog Expression Systems

Country

North America - United States

Section

Undergrad

Track

Foundational Advance

Poster

Zone 1 - #49

Presentation

Sunday - Room 309 - 3:30 pm

While natural systems integrate diverse 'digital' signals to precisely specify 'analog' gene expression levels, synthetic systems thus far have focused on controlling expression in either a digital or an analog capacity. Our team sought to develop a 'digitized-analog' expression system using CRISPR-dCas9, capable of specifying varied exogenous gene expression levels based on different signals. We first developed digital elements by pairing gRNAs with minimal operator promoters and using dCas9 to transactivate. We then created analog elements by multimerizing operator sites to obtain graded activation levels. Finally, we integrated our digital and analog elements into higher-order genetic logic circuits to achieve varying expression responses. We characterized and optimized our system in human cells, enabling synthetic biologists to better control transgene expression for important therapeutic applications.

BostonU HW

Neptune: An integrated specify, design, and build hardware environment for Synthetic Biology microfluidics

Country

North America - United States

Section

Undergrad

Track

Hardware

Poster

Zone 4 - #191

Presentation

Sunday - Room 304 - 1:30 pm

Microfluidic devices can greatly facilitate many biological experiments. However, they are not widely used due to high manufacturing costs and expertise required to use them. Our project improves accessibility to microfluidic hardware development within the synbio community through an intuitive platform to design and build simple continuous-flow systems. Neptune's user interface allows researchers to easily specify high-level designs. It then validates, optimizes, and produces customized parametric blueprints of the setup. It guides users through manufacturing microfluidic chips and hardware at a cost orders of magnitude less than conventional methods. Users can then control and automate experiments through Neptune's framework. Neptune is available as an open source project to the entire iGEM community as well via the Nona Research Foundation, laying the groundwork for capturing the advantages of microfluidics in essential experiments and applications in the synbio community.

British Columbia

Crescentium

Country

North America - Canada

Section

Undergrad

Track

Manufacturing

Poster

Zone 1 - #24

Presentation

Sunday - Room 310 - 2:30 pm

Petroleum-derived chemicals are used as building blocks for a variety of products used in daily life, and while critical, their overuse has had significant negative environmental and societal impacts on the world. Finding alternatives to petro-chemicals is highly desired as we transition to renewable sources. Lignocellulosic biomass represents a sustainable feedstock for energy, chemical, and material production. However, efficient deconstruction and valorization of biomass remains a hindrance to its utilization in next generation biorefineries. To harvest the fermentable sugars and aromatics in plant biomass, a consolidated bioprocessing approach is currently needed to provide a cost effective and efficient scheme for funneling lignocellulose into high-value biochemicals. Here, we have constructed a microbial community of *E.coli* and *Caulobacter crescentus*, both synergizing in the degradation of biomass through the display of biomass transforming enzymes on the S-layer of *C.crescentus*; and the funneling of fermentable sugars and transformed aromatics into high-value biochemicals through *E.coli*.

BroadRun-Baltimore

Industrial Wastewater

Treatment: Synthesis and Secretion of Amylases by *S.cerevisiae*

Country

North America - United States

Section

High School

Track

High School

Poster

Zone 2 - #68

Presentation

Sunday - Room 304 - 9:30 am

Industrial construction manufacturers generate large quantities of industrial wastewater with high organic content. Microbes feed on organic matter, producing unwanted byproducts, such as butyric acid and filamentous sludge. This can make treatment costly and difficult. Current treatments use biocides to remove unwanted microbial growth, but this is expensive, short term, and environmentally unsafe. Our solution is to engineer *S.cerevisiae* to produce beta and alpha amylase enzymes from fungi and bacteria. The amylase degrades starch molecules in the water, removing the food source of the unwanted microbes and thus targeting the root of the problem. The genetically modified yeast were tested in both soluble starch concentrations and industrial water samples. Preliminary results indicate yeast are producing functional amylase enzymes. The amylase enzyme is able to degrade starch effectively in industrial water samples, making it a viable, sustainable, and environmentally safe treatment of industrial wastewater.

Bulgaria

Yogurt I'd Like to Freeze

Country

Europe - Bulgaria

Section

Undergrad

Track

Food & Nutrition

Poster

Zone 3 - #160

Presentation

Friday - Room 302 - 3:30 pm

Production and exportation of *Lactobacillus delbrueckii* subsp. *Bulgaricus* as a lyophilized substance is a major activity in the Bulgarian economy. In our project we are developing a novel strain of *L. bulgaricus*, which is capable of withstanding desiccation and freezing. To achieve that we are introducing exogenous proteins responsible for survival of harsh conditions under the control of inducible promoters. For example, we will utilize IDP's and LEA proteins from tardigrade responsible for the notorious capacity of that organism to sustain dryness. As another option, we envision to test trehalose production as a method to increase survival rate during lyophilization. Additionally, we will also apply expression of spider silk genes, known for their capacity to improve the capacity of organisms to withstand extreme conditions. For better control and reduction of expression loading of the chassis, we shall utilize inducible promoter such as PLux or PBAD.

Cambridge-JIC

InstaChlam - a toolkit for chloroplast transformation

Country

Europe - United Kingdom

Section

Overgrad

Track

Foundational Advance

Poster

Zone 1 - #20

Presentation

Sunday - Room 312 - 2:00 pm

As the factory floor of the plant cell, the chloroplast can be engineered to produce many important compounds, such as biofuels and vaccine antigens, with yields approximately 50X greater than the rest of the cell. However, little of this potential has been exploited, in the absence of a time-efficient chloroplast transformation protocol. Using the alga *Chlamydomonas reinhardtii* as our chassis, our transformation toolbox aims to shift the focus of plant engineering, by reducing the time needed for a homoplasmic chloroplast transformation from months to 1-2 weeks. We have created a library of *Chlamydomonas*-optimised parts in the Phytobrick standard, with a view to expressing Cas9 in the *Chlamydomonas* chloroplast for the first time. We hope to use it to propagate genetic modifications among all copies of the chloroplast genome, within a single generation. We will also develop a low-cost, open source *Chlamydomonas* growth facility and gene gun to complement our protocol.

CAPS Kansas

Manipulating Omp pores & AcrAB-TolC efflux pumps using CRISPR/dCas9 to enhance E. coli antibiotic susceptibility

Country

North America - United States

Section

High School

Track

High School

Poster

Zone 4 - #190

Presentation

Friday - Room 306 - 4:30 pm

Antibiotics are a hallmark of modern medicine having saved numerous lives since the discovery of penicillin in 1928. Bacteria resistant to antibiotics emerged shortly after their initial use, and is an increasing problem as pathogenic strains of bacteria evolve resistance to multiple drugs. In an effort to increase antibiotic susceptibility, we will use CRISPR/Cas9 technologies to disrupt intrinsic resistance mechanisms in E. coli. Specifically, we plan to enhance the expression of Omp pores while also inhibiting the functioning of AcrAB-TolC efflux pumps. Mechanism for effective delivery of a functioning CRISPR system in clinical settings will be explored.

Cardiff Wales

Split Luciferase Complementation Assay for Point of Care Diagnosis

Country

Europe - United Kingdom

Section

Undergrad

Track

Diagnostics

Poster

Zone 1 - #57

Presentation

Friday - Room Ballroom A - 1:30 pm

We will assess the viability of a novel bioluminescence detection system for point-of-care diagnostic testing. In our proposed system, a *Streptococcus pyogenes* dCas9 isoform codon optimised for *Escherichia coli* is fused to the N-or C- terminal fragments of a thermostable pH-tolerant *Pyrophorus plagiophthalmus* luciferase (LUC). We aim to coexpress guideRNAs to target these chimeric dCas9-LUC proteins to adjacent DNA sequences. This will enable the reconstitution of luciferase activity and subsequent bioluminescence in the presence of luciferin. This light output constitutes a signal for detection of any targeted DNA sequence, dependent on access to the target sequence. We plan to undertake a proof of concept study of this system using gRNAs targeted to the E.coli 16S rRNA locus, to describe both the effective output of this system in vitro, and the optimum distance between gRNA targets. Finally we will investigate the feasibility of this diagnostic system as a clinical test.

CCA SanDiego

Detoxification: Utilizing a Two-Plasmid System for Enhanced Bioremediation of Toxic Compounds

Country

North America - United States

Section

High School

Track

High School

Poster

Zone 1 - #8

Presentation

Saturday - Room 304 - 3:30 pm

Substances such as groundwater and runoff have sustained much damage to both their quality and purity. Common pollutants include alcohols, esters, and other organic substances. We aim to solve this issue by engineering a two-plasmid system to be implanted in E. Coli bacteria for detoxification of contaminated groundwater. Our plasmid will achieve three main aims: 1. The first plasmid will be a bicistronic CYP2e1/NPR plasmid for expression of the Cytochrome P450 detoxification protein, as well as the reductase gene that allows for its expression. 2. The second plasmid will be the aldB gene, which serves as a serve to breakdown aldehydes. 3. The plasmid will be purified and isolated for possible implantation into a variety of biological systems. We aim to utilize the two plasmids in conjunction in order to safely break down toxic compounds.

CGU Taiwan

Leijuvant- A Revolutionary Choice of Vaccine Helper

Country

Asia - Taiwan

Section

Undergrad

Track

Therapeutics

Poster

Zone 2 - #143

Presentation

Sunday - Room 306 - 2:00 pm

The most commonly used vaccines are in these two main categories, live attenuated and inactivated vaccines. Immunologic adjuvants are required in inactivated vaccines to stimulate an effective immune response. Leishmania is a parasite that lives within the antigen presenting cells (APC). As a potential adjuvant, Leishmania possess many advantages, including APCs recruitment, pattern recognition receptors (PRR) activation and activation of MHC-presenting pathway. Genetically-engineered Leishmania that can be inactivated by light exposure acts as a safe carrier to deliver specific antigens to the APCs for T cells and humoral response. Based on this concept, we established a new model system to generate antigen-specific Leishmania adjuvant--Leijuvant. We further designed a user-friendly MHC peptide prediction software to integrate key protein information and optimize the presentation of antigen peptides by MHC molecules. Our ultimate goal is to introduce Leijuvant as an effective, safe and antigen-specific adjuvant to the vaccine industry and the general public.

Chalmers Gothenburg

Turning pollution into a solution

Country

Europe - Sweden

Section

Overgrad

Track

Environment

Poster

Zone 2 - #100

Presentation

Sunday - Room 302 - 1:30 pm

Current methods of chemical synthesis from petroleum have led to great environmental disruption and continue to be a strong contributor to the emission of carbon dioxide. To overcome this problem, biosynthesis is the most viable alternative. The main drawback of biosynthesis is the high price of raw material, comprising over 60% of the production cost. Our solution for this complex problem is to create a self-sustaining co-culture of microorganisms that produces its own raw material, using light and carbon dioxide. Cyanobacteria provide the carbon source for the production organism, which in exchange produces an essential amino acid for the cyanobacteria while creating the desired product. By making several species compatible with this synthetic symbiosis, the platform will allow efficient conversion of atmospheric carbon dioxide into products in an environmentally friendly and sustainable way.

CIEI-BJ

Biosynthesis of a key enzyme (SmCPS1) in tanshinone production

Country

Asia - China

Section

High School

Track

High School

Poster

Zone 1 - #64

Presentation

Friday - Room 304 - 2:30 pm

Tanshinone is an important pharmacologic chemical extracted from *Salvia miltiorrhiza*, a famous Chinese medicinal herb. It was reported that tanshinone can effectively cure Cardiovascular diseases. However, content of tanshinone in *Salvia miltiorrhiza* and its extraction efficiency are very low. Therefore, synthetic biology becomes the ideal way to produce tanshinone artificially. However, until now, the biosynthesis pathway of tanshinone is not clear. In this research, we aimed to produce one of the key enzymes copalyl diphosphate synthase 1 (SmCPS1) which initiate biosynthesis of tanshinone by building up a gene circuit in plasmid of *E.coli*. Our gene circuit contains a GST for purification of SmCPS1, a thrombin protease site, our target gene SmCPS1 and the reporter gene GFP. Successful biosynthesis of SmCPS1 will lead the way of biological synthesis of all the enzymes in synthesis of tanshinone, accelerate tanshinone production by fermentation, increase its yield and lower the cost effectively.

CLSB-UK

No title

No abstract

Country

Europe - United Kingdom

Section

High School

Track

High School

Poster

Zone 5 - #240

Presentation

Saturday - Room 304 - 9:00 am

ColegioFDR Peru

Fós (φως): Engineering a 3D-Printed Bioluminescent Reading Lamp

Country

Latin America - Peru

Section

High School

Track

High School

Poster

Zone 2 - #120

Presentation

Sunday - Room 310 - 12:00 pm

Access to electricity and energy infrastructure is a significant issue. In Peru, nine percent of the population, roughly 2.7 million people, do not have access to reliable power and have no way to light their homes. Young students are not able to adequately carry out their education without access to this fundamental resource. We set out to tackle this issue through the development of an open source 3D printed bioluminescent reading lamp. By optimizing and cloning the bioluminescent pathway into E. coli with the use of lux genes and an Anderson Promoter, we were able to create dependable bacteria as a source of illumination for these aspiring scholars.

ColumbiaU NYC

Mos(QUIT)o

Country

North America - United States

Section

Undergrad

Track

Environment

Poster

Zone 4 - #209

Presentation

Friday - Room 311 - 10:00 am

Every year 2.6 million people die from mosquito borne illnesses (MBI). Since there are no vaccines for many MBIs, the best option for avoidance is preventing bites. The project aims to engineer a repellent in which the bacterial species *Pseudomonas putida* (P.P.) and *Staphylococcus epidermidis* (S.E.) synthesize rhamnolipids, a compound known to repel mosquitos. The following objectives were established: clone rhamnolipid-producing strains, test the safety/efficacy of bacteria producing rhamnolipids, and develop the product. The operon (RhIAB and RhIC) that produces enzymes in the rhamnolipid synthesis pathway from *Pseudomonas aeruginosa* was cloned into P.P. and S.E. Mosquito experiments will confirm the quantity of rhamnolipids needed for full protection. Safety will be assessed using human skin cells and mouse models. The product will be maintained in a bottle with freeze-dried strains, rehydration media, and lotion suitable for human skin.

Concordia

Combat Cells: League of Enhanced MicroGladiators

Country

North America - Canada

Section

Overgrad

Track

New Application

Poster

Zone 1 - #21

Presentation

Friday - Room 311 - 3:30 pm

Concordia University's 2016 iGEM team has developed Combat Cells: League of Enhanced MicroGladiators, a novel project highlighting the entertaining side of synthetic biology. Our project consists of equipping microbes with nanoparticles and engaging them into battle. Nanoparticles were synthesized in different sizes, shapes, and compositions, using plant, chemical, and microbial based synthesis methods. *Saccharomyces cerevisiae* and *Escherichia coli* were equipped with these nanoparticles on their cell surfaces using multiple bioconjugation methods to generate battle armours. The effectiveness of the armours were investigated under a gauntlet of environmental conditions. For the grand finale, equipped cells were introduced into a microfluidic chip called the Battledome, within which individual cells collide to fight until an ultimate MicroGladiator is determined. An entertaining and academic web-series was produced as a portion of our human practices work. It showcases cell battles alongside the research, serving as a tool to enhance the public's discussion of synthetic biology.

Cornell NY

LegenDAIRY

Country

North America - United States

Section

Undergrad

Track

Food & Nutrition

Poster

Zone 4 - #199

Presentation

Friday - Room Ballroom A - 10:00 am

Mastitis is one of the most common and costly diseases in animal agriculture. Through a novel synthetic biology approach, Cornell iGEM aims to combat mastitis by genetically engineering *Escherichia coli* to produce natural antimicrobial peptides, bacteriocins. Whereas the discovery of new antibiotics is stagnating, bacteriocins are constantly evolving to reflect the Red Queen hypothesis among bacterial species, rendering bacteriocins a much more attractive treatment option. To ensure that our project assists current dairy farmers, our team has been gathering feedback from local farms and companies. To supplement the bacteriocin treatment, the Cornell iGEM team created an app for farmers and developed a modified shell for milking consisting of separate modules. Through all of these components, we hope to eliminate setbacks that dairy farmers face in providing the world with one of the most important staples of our diet.

CSU Fort Collins

CyanoLogic: A novel, modular production system in *Synechocystis* 6803

Country

North America - United States

Section

Undergrad

Track

New Application

Poster

Zone 2 - #142

Presentation

Saturday - Room 310 - 9:00 am

Lights, Quorum, Action! Boolean logic is used in computer processes by stipulating necessary inputs to produce a desired outcome. We designed a logic gate in *Synechocystis* sp. PCC 6803 to optimize product production. Utilizing the Boolean operator AND, gene expression accommodates the organism's natural metabolic regulation combined with the quorum sensing mechanism from *Vibrio fischeri* to create an autoinduction system. With the cost of large scale production in mind, our system eliminates the need for expensive induction molecules, such as IPTG. Under the control of light and a quorum of cells, the T7 promoter, from T7 bacteriophage, drives production of a wide range of products from biofuels to pharmaceuticals. CyanoLogic, coming soon to a lab near you!

CU-Boulder

Engineering an open/close switch into a Bacterial Microcompartment

Country

North America - United States

Section

Overgrad

Track

Manufacturing

Poster

Zone 3 - #177

Presentation

Saturday - Room 310 - 12:00 pm

Bacterial Microcompartments (BMCs) are naturally occurring, protein-based containers within bacteria that sequester enzymes for particular reaction pathways. BMCs have numerous potential applications, including increasing flux of desired reactions or as targeted drug delivery vehicles. We have re-engineered the ethanolamine utilization BMC with a light inducible open/close switch by introducing the non-canonical amino acid azobenzene into the coat protein of the compartment, enabling the BMC to switch conformation upon light induction. Structural modeling combined with site-directed mutagenesis enabled predictive placement of azobenzene within the structure to induce large-scale rearrangements of the protein shell that allows the compartment to break apart and re-form in response to a 'light switch'. This work expands the synthetic biology toolkit by presenting an outline for the engineering of synthetic BMCs that respond to external stimuli, enabling future biologists to utilize these compartments for controlled synthetic reactions.

Dalhousie Halifax NS

A 'spike' in biofuel production: mining the porcupine microbiome to engineer a softwood feedstock platform

Country

North America - Canada

Section

Undergrad

Track

Environment

Poster

Zone 2 - #121

Presentation

Friday - Room 312 - 11:30 am

Dwindling fuel resources and rising environmental concerns have catalyzed the development of biofuel production in microorganisms. In Nova Scotia, softwood waste from the lumber industry is an untapped source for low-cost biofuel feedstock; however, this waste cannot be utilized by traditional biofuel processes due to toxic compounds such as turpentine and unavailable carbon compounds such as cellulose. The porcupine microbiome provides a unique solution as it is capable of digesting bark and toxic products. Working with Schubenacadie Wildlife Park, we aim to not only identify cellulose and/or turpentine-degrading bacteria in the porcupine microbiome, but to also characterize microbial communities found within the Park's mammal population. To achieve these goals, we are using fecal samples to construct a DNA library of the porcupine and to analyze each mammal's microbial rRNA. Future experiments include introducing identified cellulose and/or turpentine-degrading pathways into *E. coli* to produce an economically viable and sustainable biofuel-generating organism.

Danci-K8

Analyzing and changing people's abilities to taste food ingredients

Country

Europe - Israel

Section

High School

Track

High School

Poster

Zone 1 - #15

Presentation

Friday - Room 302 - 11:30 am

The aim of our project is to generate a SNPs gene panel which can determine people's preference of food tastes using Taqman assay on the Fluidigm nano-fluidic gene dynamic array chips. Endpoint fluorescent image data is acquired on the BioMark System for genetic analysis and data is analyzed using the Fluidigm SNP Genotyping Analysis software, to obtain genotype calls. In addition to saliva collection from students volunteering to participate, after completing their phenotypes forms of response to food tastes, we will generate a synthetic DNA harboring the wildtype and mutant alleles (SNP) for the ability to sense taste which will be used as control for the Taqman assays and for performing CRISPER on the mutant SNP allele, to convert it to the wildtype allele, as a feasibility test to be able to change people's taste sense for several important targets.

Denver Biolabs

An oxytocin diagnostic toolkit and other biotools for use in low-resource environments

Country

North America - United States

Section

Overgrad

Track

Hardware

Poster

Zone 5 - #269

Presentation

Sunday - Room 304 - 2:30 pm

Health clinics in resource-poor settings face significant challenges with quality and standardization of medications. Our project uses yeast to detect the presence of a specific medication, oxytocin a naturally occurring hormone and medication that prevents postpartum hemorrhage during childbirth the leading cause of maternal mortalities worldwide. Unrefrigerated oxytocin has a half-life of ~3 minutes, and only 8% of samples tested in a 2012 study in Ghana were kept at the appropriate temperature. Expired, low-quality, and unavailable medications are common occurrences throughout the developing world, but little is known about the impact on maternal outcomes due in part to the lack of low-cost diagnostic tests. Our interdisciplinary community lab has also built many of the tools we use in our lab every day emphasizing our commitment and motivation to continue working on creating robust low-cost biological tools and systems that can be deployed and used in economically underdeveloped areas.

DTU-Denmark

YEASTILIZATION - From Waste to Value

Country

Europe - Denmark

Section

Overgrad

Track

Manufacturing

Poster

Zone 4 - #208

Presentation

Saturday - Room 302 - 4:00 pm

We are currently consuming resources faster than our planet can replenish them, thus it is obvious that we need to rethink resource efficiency in the future. In order to achieve high resource efficiency in biotechnology, the employment of sustainable substrates in industrial processes is imperative. Due to recent developments in biotechnology, it is now both possible and desirable to use non-conventional chassis, rather than relying on traditional organisms. We propose using the yeast *Yarrowia Lipolytica* as an alternative chassis, as it has an unusually broad substrate range as well as great potential for the production of both proteins and metabolic products. Due to the limited tools available, thus far the use of *Y. lipolytica* has been limited to research. Our project aims to develop both molecular and bioinformatic tools for *Y. lipolytica*, in order to introduce the organism as an advantageous chassis for future bio-refineries.

Duesseldorf

Optogenetic Induction of Apoptosis in Cancer Cells

Country

Europe - Germany

Section

Undergrad

Track

Therapeutics

Poster

Zone 2 - #134

Presentation

Saturday - Room 311 - 2:00 pm

Our approach aims at achieving high spatiotemporal control of apoptosis in tumor cells by applying an optogenetic double-killswitch. This system combines clean removal of cancer cells through apoptosis with the precision of light-controlled optogenetics. We utilize two optogenetic proteins, namely Phytochrome B and LOV2. The red light switch based on Phytochrome B controls expression, while the blue light switch LOV2 controls localization of apoptotic proteins to their target site.

Duke

Biosynthesis of Taxol in E.coli

Country

North America - United States

Section

Undergrad

Track

Manufacturing

Poster

Zone 1 - #29

Presentation

Sunday - Room 312 - 4:00 pm

Taxol, generically known as paclitaxel, is a chemotherapy drug highly efficient in combating multiple forms of cancer via interference with the normal breakdown of microtubules during cell division. Deriving taxol from nature is environmentally unsustainable because the bark of the tree it is harvested from, the Pacific yew, grows too slowly to meet demands for taxol. Chemically synthesis is economically unsustainable because the intricate stereoisomerism and multistep pathway of taxol production result in low yield rates and high production costs. Manufacturing taxol via biosynthesis remedies the shortcomings of both aforementioned production methods; the need for the yew tree is circumvented and production cost is exponentially lower compared to the cost of chemical synthesis. Duke iGEM is optimizing the biosynthesis of taxol in E.coli by individually characterizing and then consolidating enzymes of the taxol biosynthesis pathway into a single strain for fermentation of taxol.

Dundee

Fighting Bacterial Infections (F.B.I) BactiFeed is All You Need

Country

Europe - United Kingdom

Section

Undergrad

Track

Food & Nutrition

Poster

Zone 1 - #41

Presentation

Saturday - Room Ballroom A - 9:30 am

Antimicrobial resistance will kill between 14 million and 444 million people by 2050, according to the World Health Organisation. Antibiotics are used extensively in livestock to combat infection; this is a massive contributor to the growing problem of antibacterial resistance. An alternative treatment for livestock is needed if we are to preserve antibiotics for medicinal use. To combat this, we are Fighting Bacterial Infections by modifying bacteriocins through introducing novel toxic domains. We are engineering non-pathogenic E. coli to produce bacteriocins in response to conditions in the GI tract that will kill pathogenic strains of E. coli and similar bacteria such as Salmonella. We believe our GM bacteria can be used in an animal feed, a 'BactiFeed', to tackle common bacterial infections in livestock, decrease unnecessary antibiotic usage and reduce the development of bacterial resistance.

Dundee Schools

F.B.I - Fighting Bacterial Infections starring spiRNA!

Country

Europe - United Kingdom

Section

High School

Track

High School

Poster

Zone 2 - #85

Presentation

Saturday - Room Ballroom A - 11:00 am

Welcome to Scotland's first ever high school iGEM team! For our project we plan to assign our agent spiRNA on a mission to target *Vibrio Cholerae* and *Shigella Flexneri*: two pathogens that cause fatal diarrhoeal diseases in developing countries. To achieve this, we've created a fusion protein which will allow our spiRNA to hitch a ride out of *E. coli*. Then the agent will sneak its way into the target pathogen and complete its mission by preventing the pathogen from causing an infection. We're targeting Cholera and Shigella specifically because they are both a major cause of death in developing countries, this is because treatments are not readily available and are often expensive. Therefore, we hope our spiRNA is a cheaper alternative to current treatments that will hopefully be readily available to a larger number of infected people and in other words FIGHT BACTERIAL INFECTIONS.

Edinburgh OG

ExpandedED: Tools For Rapid Prototyping in Non-Model Hosts

Country

Europe - United Kingdom

Section

Overgrad

Track

New Application

Poster

Zone 3 - #166

Presentation

Saturday - Room 310 - 10:00 am

Industrial biotechnology is greatly dependent on the use of model organisms such as *Escherichia coli* and *Saccharomyces cerevisiae*. The minimal cell is a future ambition of synthetic biology however there remains a vast untapped reservoir of non-model organisms, each with diverse and unique traits for exploitation. It is a lack of tools designed for native producer organisms that often limits use as effective bio-factories. Today, advance genetic engineering techniques such as CRISPR/Cas editing and MoClo assembly methods allow rapid strain prototyping at unprecedented ease and cost. Our team aim to demonstrate the potential, speed and power of these techniques in developing three diverse platform strains and respective parts libraries for use by research groups, iGEM teams, commercial organisations and citizen scientists.

Edinburgh UG

BabbLED: A modular system for encoding and storing information in DNA

Country

Europe - United Kingdom

Section

Undergrad

Track

Information Processing

Poster

Zone 4 - #206

Presentation

Sunday - Room 304 - 3:30 pm

In 2014, over 10 sextillion bits of data were digitally stored worldwide. To put this in context, there are only 1 sextillion grains of sand on this entire Earth. According to IBM, we generate over 2.5 billion gigabytes daily through tweets, emails and Facebook posts! The University of Edinburgh's undergraduate team has designed a DNA storage system that is a sustainable, dense and long-lasting alternative to magnetic tape data storage. The storage system relies on modular DNA fragments that can flexibly and cost effectively store any type of data. Modularity makes BabbLED the cheapest and most accessible DNA storage system available. The system is also the first ever DNA data storage technique to incorporate error-correcting and encryption systems. In fact, their 'DNA Typewriter' has already been implemented by the National Library of Scotland to archive one of their most precious manuscripts: the last letter of Mary Queen of Scots.

Emory

Acinetobacter baylyi as an alternative, cost-effective vehicle for bacterial transformation

Country

North America - United States

Section

Undergrad

Track

Foundational Advance

Poster

Zone 2 - #128

Presentation

Sunday - Room 306 - 9:00 am

Since its discovery in 1928, bacterial transformation has had a colossal impact on the realm of genetic engineering. Today, the bacterium *Escherichia coli* remains the model organism in molecular biology. Due to the need for expensive equipment, work is limited to well-funded laboratories. To address this issue and extend research to modestly-funded settings, we propose *Acinetobacter baylyi* ADP1 as an alternative vehicle that harnesses *E. coli*'s transformative powers while obviating the need for costly apparatus. A reporter gene, *E. coli gusA* was ligated into each of our shuttle vectors; the ligation mixtures were used to transform *A. baylyi*. Transformed cells formed blue colonies on media containing histochemical substrate X-gluc, indicating that *A. baylyi* can be used instead of *E. coli* particularly when refrigerated centrifuges and ultra-cold freezers are unavailable. We hope our findings can enable genetic engineering in modestly-funded laboratories and bring more diversity to the field of synthetic biology.

EMW Street Bio

Low Cost Labs: Machines That Grow

No abstract

Country

North America - United States

Section

Overgrad

Track

Hardware

Poster

Zone 4 - #207

Presentation

Sunday - Room 304 - 2:00 pm

EPFL

IntelliGene

Country

Europe - Switzerland

Section

Overgrad

Track

Information Processing

Poster

Zone 2 - #122

Presentation

Saturday - Room 302 - 11:30 am

Intelligent design is becoming ever more important in the world of biology. Designing cells to match researchers' needs exactly has important therapeutic and diagnostic applications. To be able to conveniently harness this technology, new and straightforward tools are required. In light of this, our project aims to develop an innovative CRISPR-dCas9 system in yeasts, capable of regulating genetic transcription and creating robust synthetic circuits. Our model is based around a scaffold guide RNA. This scaffold allows us to recruit transcriptional activators, repressors, and dCas9, as well as direct the complex to a given locus in the genome. In addition, the presence of both activators and repressors in our system would permit a modularity previously unseen in CRISPR-dCas9 based systems. Furthermore, we aspire to improve on Cello, a software that takes a user-given circuit and predicts a plasmid that could recreate it in vivo.

ETH Zurich

Pavlov's Coli: An associative learning based diagnostics tool applied to IBD

Country

Europe - Switzerland

Section

Overgrad

Track

Diagnostics

Poster

Zone 3 - #155

Presentation

Friday - Room 310 - 4:30 pm

Inflammatory bowel disease (IBD) results in chronic inflammation of the intestines. Current diagnostic methods are invasive and rely on biomarkers that are not sufficiently disease-specific. We have engineered *E. coli* to detect several disease-specific biomarkers, memorize this event, and allow specific readout of the memory state. While the sensor cells travel through the gut, simultaneously occurring signals are memorized by activating an AND gate which triggers a recombination-based unidirectional switch and commits the observation to memory. After isolation from the patient's faeces, the memory can be read out through the expression of a fluorescent protein induced by the addition of the candidate biomarker. Thus a single fluorescent protein can differentiate between many different candidate markers. A community of sensor cells can be utilized at the same time, enabling a high degree of multiplexing. Pavlov's Coli is a non-invasive diagnostic tool for a large selection of specific biomarkers associated with IBD.

Evry

Let's Play: Bioproduction of Poly-Lactic Acid

Country

Europe - France

Section

Overgrad

Track

Manufacturing

Poster

Zone 4 - #187

Presentation

Saturday - Room 302 - 3:30 pm

Plastic waste is one of the most significant causes of environmental pollution. Traditional plastics can take up to 1000 years to degrade, whereas alternative bioplastics can be decomposed in 80 days. The aim of our project is to produce Poly-Lactic Acid (PLA), a biodegradable polymer and a thermoplastic, by engineering *Pseudomonas putida*. PLA bioproduction presents several benefits compared to chemical synthesis: it uses simple carbon sources and it is inexpensive. On the other hand, *P. putida* is a safe organism reported to be efficient for polymerization, which gives advantages over other possible chassis. By modification of its metabolic pathways, we aim to improve PLA biosynthesis yields in a sustainable manner and determine the usability of our bioplastic by manufacturing a vesicle for drug delivery.

Exeter

Project Exepire: The Creation and Characterisation of Kill Switches

Country

Europe - United Kingdom

Section

Overgrad

Track

Measurement

Poster

Zone 1 - #52

Presentation

Sunday - Room 312 - 9:30 am

Kill switch' is a blanket term often used to describe a system that causes controlled cell death and is used as a way to safeguard against the effects of GMOs on wild type organisms. The lack of quantitative data on devices of this kind has become the basis of our project this year. We are testing three types of kill switch: a chemical kill switch using the fluorescent proteins Killer Orange and Killer Red which damages and destroys the cell with reactive oxygen species; an enzymatic (lysozyme) kill switch that lyses the cell on production; a DNase kill switch that targets DNA disruption. Through individual tests and a continuous culture we are testing both the efficiency and the stability of each kill switch, looking at the potential difference of plasmid or genome integration, hoping to provide effective characterisation and insight into their suitability as effective biocontainment methods.

FAFU-CHINA

Cry For Mosquito

Country

Asia - China

Section

Overgrad

Track

Environment

Poster

Zone 2 - #110

Presentation

Sunday - Room 311 - 3:30 pm

In 2016, FAFU-CHINA will attach the effective protoxin gene, which isolated from *Bacillus thuringiensis* contained the characteristic of high efficient mosquito control, to *Chlamydomonas reinhardtii* as the chassis organism for cloning. However, there are many problems in the practical application by using *Bacillus thuringiensis*, such as the bacterial pollution of waters, or the poor timeliness which Bt. strains cannot colonize in the water. Our team use the pertinent literature as the basis for selecting the appropriate biological chassis, combining the toxic protein, which in order to increase the effect of killing mosquito larvae and reduce the Bt. toxin tolerance. on the basis of *Chlamydomonas reinhardtii* expression system to optimize gene, enhance expression of results, and reconstruct the engineered bacteria in natural environment, we can settle the problems mentioned above.

FAU Erlangen

Coli-Voltaic

Country

Europe - Germany

Section

Overgrad

Track

Energy

Poster

Zone 2 - #129

Presentation

Sunday - Room Ballroom A - 9:30 am

As renewable, but ecologically and biologically unobjectionable energy becomes more and more important, we decided to prepare semiconducting biofilms for solar cell application. Curli fibers constitute the key element serving as scaffold for the growth and stabilization of ZnO/TiO₂ nanoparticles along these wires. We worked on optimization of the structure and thickness of the hybrid layers. To this initial system, absorbing molecules such as organic dyes and fluorescent proteins are applied to expand the spectral range. The result of our research may pave the way to a novel class of solar panels mainly fabricated by living cells, which can lower the overall costs.

Freiburg

Nanocillus - 'cause spore is more!

Country

Europe - Germany

Section

Overgrad

Track

Therapeutics

Poster

Zone 1 - #46

Presentation

Sunday - Room 309 - 9:00 am

The treatment of diseases while avoiding systemic side effects is still a major obstacle in modern medicine. After administration, conventional drugs are distributed throughout the whole body thus affecting both, diseased and healthy cells. Current strategies on targeted drug delivery are mainly based on the applications of antibody-drug conjugates or nanoparticles. However, both approaches revealed considerable challenges in their application due to short half-life and expensive production, respectively. We develop a novel platform for targeted drug delivery by implementing highly specific nanobodies directed against surface markers of affected cells. The combination with an enzymatic functionality facilitates the local activation of prodrugs, thus preventing unnecessary side effects by systemic drug dispersal. By engineering the spores of probiotic *Bacillus subtilis*, a member of the human microbiome, we establish a low-cost carrier for well-tolerated treatment.

Fudan

AdVENTURE: Replicative-deficient Adenovirus Targeting at Cancer Energy Pathways

Country

Asia - China

Section

Undergrad

Track

Therapeutics

Poster

Zone 5 - #237

Presentation

Saturday - Room 310 - 4:30 pm

Abnormally active energy pathways like glycolysis or glutamine metabolism character cancer malignant proliferation and metastasis. Researchers have managed to use chemical or biological methods to block these ways individually in vitro and achieve remarkable effect on cancer cell, but these could never be turned into practical use. We adopt safe replicative-deficient adenovirus to deliver tandem shRNAs targeted at several metabolic pathways simultaneously, which are driven by cancer-specific promoter. To test efficiency of different ways to assemble shRNAs in series, we also design a switch to control their expression in vitro. This engineered adenovirus, which we called 'AdVENTURE' would be a powerful and precise tool among various cancer therapies.

Gaston Day

Escape and Die: Preventing the Lateral Transfer of Antibiotic Resistances.

Country

North America - United States

Section

Undergrad

Track

Environment

Poster

Zone 2 - #82

Presentation

Friday - Room 304 - 4:00 pm

Laboratories around the world use antibiotic-resistant bacteria. Resistance can spread from non-harmful strains of bacteria to potentially dangerous ones if these bacteria escape the laboratory. This year our team continued work on a passive killswitch for E. coli K12. The goal is to prevent environmental contamination by programming a death response in the absence of arabinose. After researching toxins for E. coli K12, we selected colicin E7, which E.coli produce to eliminate competition between species. Colicin E7 is FDA approved as harmless to Eukaryotic cells. The tetracyclin repressor protein is produced using an arabinose inducible promoter and the colicin gene is behind a tetracyclin repressible promoter. If the level of arabinose falls, as would happen in an accidental release, the Tet repressor will not prevent colicin production and consequently destroy the bacteria.

GDSYZX-United

Super-HHL1: protecting plants from photodamage

Country

Asia - China

Section

High School

Track

High School

Poster

Zone 2 - #140

Presentation

Friday - Room 306 - 4:00 pm

In tropical and subtropical areas, under high-irradiance conditions, plants must efficiently protect photosystem II (PSII) from damage. In this project, we built several genetic circles with the chloroplast protein HYPERSENSITIVE TO HIGH LIGHT1 (HHL1) which response to high light and functions in protecting PSII against photodamage. We further measured the expression efficiency of HHL1 promoted by various photosensitive promoters with high-light exposure, and named the most effective one as Super-HHL1. Moreover, we studied the potential application for Super-HHL1 agriculture and economic. Taken together, we suggest that Super-HHL1 might effectively help various plants repairing PSII under high light.

Genspace

Tardigrades as a model animal for stress-resistance and developmental biology

Country

North America - United States

Section

Overgrad

Track

Manufacturing

Poster

Zone 1 - #31

Presentation

Sunday - Room 310 - 2:00 pm

Tardigrades, also known as water bears, survive extreme cold and dry conditions through an ability known as cryptobiosis. This process is mediated by a class of intrinsically disordered proteins called the Late Embryonic Abundant (LEA) proteins that become ordered when desiccated, thereby stabilizing DNA and protein cell components. Our team expressed tardigrade proteins in *E. coli* to investigate their utility as stabilizing agents for biological products, including live cells and purified proteins. Additionally, tardigrades have several properties like small size, transparent bodies, and constant cell number that make them a promising model for the study of developmental processes. To test their genetic tractability for use in such a model, we generated a CRISPR protocol for both knocking out tardigrade genes and heterologously expressing non-tardigrade genes within the tardigrade genome. Overall, our results show promise for the study of tardigrades for their resilience and developmental processes.

Georgia State

Opposum, Plants, and Pichia: You Down With OPP?

Country

North America - United States

Section

Overgrad

Track

Manufacturing

Poster

Zone 4 - #204

Presentation

Friday - Room 310 - 2:00 pm

Cannabinoids, opiates, and venoms are used in the production of pharmaceuticals; unfortunately, these drugs can have adverse side effects or be costly to manufacture. With our project we aim to produce biological systems that manufacture the conjugates of these pharmaceutical that have less adverse side-effects, lack addictive properties, and are inexpensive. To achieve this, three protein expression systems were designed: (1) An Agrobacterium based system in tobacco plants for the synthesis of CBDA synthase, (2) Engineering the pGAPz alpha vector system to express mambalgin in Pichia pastoris, (3) and Manufacturing the constructs of Lethal Toxin-Neutralizing Factor LNTF-10 and LNTF-15 which are serum derivatives of the Didelphis virginiana (opossum) in the pSBC13 vector for assembly in Escherichia coli. By the end of this project, our goal is to have designed systems that produce cheap pharmaceutical derivatives for patients who suffer from chronic pain, epilepsy, or the misfortune of a snake bite.

Gifu

Dropping Cleanerase

Country

Asia - Japan

Section

Undergrad

Track

Environment

Poster

Zone 1 - #38

Presentation

Sunday - Room 311 - 4:00 pm

In Japan, environmental pollution caused by excrement of birds is a problem that should be solved. It causes dieback of trees and spoiling of the cityscape which definitely is not a good sign as long as a healthy environment is concerned. Birds' dropping consists mainly of uric acid which is really insoluble. But uric acid can be degraded to soluble material, urea. So, our goal is to single out something that can catalyze the degradation of uric acid to urea and make it possible to wash away by rainwater. We'd like to lead our project to the solution of the pollution. In this regard, we are considering the purine metabolism pathway concerning three enzymes, urate oxidase, allantoinase, allantoinase, to be synthesized to degrade uric acid.

Glasgow

GlasYo: Combating Vitamin A deficiency with engineered yogurt bacteria

Country

Europe - United Kingdom

Section

Undergrad

Track

Food & Nutrition

Poster

Zone 5 - #252

Presentation

Saturday - Room 310 - 1:30 pm

Vitamin A deficiency is the leading cause of preventable blindness in children and can increase the risk of severe infections by weakening the immune system. To combat this deficiency, our project aims to create a yogurt enriched with β -carotene, a precursor to vitamin A. We will insert the required genes to produce β -carotene (four crt genes with a promoter) into *S. thermophilus*, a lactic acid bacteria used in natural yogurt. We also aim to better characterise *S. thermophilus* to facilitate its use in synthetic biology. Our conversations with different stakeholders have led us to design a self-inactivating mechanism to ensure the modified bacteria do not survive in the human GI tract. These interactions also encouraged us to create a piece of accessible hardware to enable people in countries most affected by vitamin A deficiency to manufacture their own yogurt from a starter culture.

Goettingen

B12 Synporter: Another Brick in the Wall

Country

Europe - Germany

Section

Overgrad

Track

Food & Nutrition

Poster

Zone 3 - #153

Presentation

Friday - Room Ballroom A - 9:30 am

Vitamin B12 is involved in metabolic functions in all organisms and is an essential nutrient. It is for example a compound in vitamin pills and needed for production of various organic substances. Since the chemical production of Vitamin B12 requires 70 synthesis steps, the production technically challenging and expensive. B12 production is facilitated by engineered bacterial production strains, which achieve a high product quality. However, the produced Vitamin B12 is not exported by the production organism and is harvested by cell lysis. This prevents a cost efficient production. To date, a natural cellular Vitamin B12 exporter is unknown. We intend to design, construct and introduce a synthetic Vitamin B12 exporter into a production organism. By establishing a Vitamin B12 exporter, we aim for higher yields in the industrial Vitamin B12 production without lysing the cells. Furthermore, the production efficiency of Vitamin B12 production strains should be increased.

Groningen

CryptoGERM: Encode it, keep it

Country

Europe - Netherlands

Section

Overgrad

Track

Information Processing

Poster

Zone 5 - #236

Presentation

Friday - Room Ballroom A - 11:30 am

The world's silicon supply won't be able to cover the demand for data storage by 2040. However, nature has been encoding enormous amounts of information in DNA for billions of years. By introducing a sequence into DNA of bacterial spores, one of the most resistant-to-harsh-conditions forms of life, 'CryptoGERM' tries to combine storing information and transferring it in a safe way. The goal is to safely send a key and an encrypted message in two separate spore systems of *Bacillus subtilis*. Digital and biological protection layers will prevent this information from being captured by unauthorized parties. The message is protected by computational encryption, while the sensitive key can only be accessed from the spores with the right growing conditions. For example, light-switchable antibiotics have to be activated by the correct frequency of light. If the recipient fails, the sequence will be destroyed and the message is lost forever.

Guanajuato Mx

Biosense: Development of biosensors and patches to kill pathogenic bacteria that produce skin infections

Country

Latin America - Mexico

Section

Overgrad

Track

Manufacturing

Poster

Zone 2 - #97

Presentation

Friday - Room 310 - 1:30 pm

Skin infections are major health problem Guanajuato Mexico, mainly provoked by *Pseudomonas aeruginosa*. Here, we will develop two biosensors using as chassis nonpathogenic bacteria. *Escherichia coli* K12 will be transformed with the genes required to detect *P. aeruginosa* and also with the alginate lyase gene (ALYG), in tandem with a bacteriocin. The ALYG will have a signal peptide from *Bacillus thuringiensis*, which allow protein translocation in *E. coli*. These molecules will destroy the biofilm and the bacterium. Also, a Nisin producer bacterium (*L. lactis*) will be transformed with the genes required to detect *P. aeruginosa* and with an additional copy of Nisin. Our objective is to overexpress the bacteriocin to kill the pathogenic bacterium. Additionally, we will model the conditions to build a patch made of Poly(vinyl alcohol) and nitrocellulose containing the biosensors that will allow the molecule to diffuse through the membrane in order to kill the pathogenic bacteria.

Hamburg

Finding Chlamydory

Country

Europe - Germany

Section

Overgrad

Track

Diagnostics

Poster

Zone 1 - #11

Presentation

Friday - Room Ballroom A - 2:30 pm

This year the iGEM Team Hamburg is determined to construct a biosensor against *Chlamydia trachomatis*, a pathogenic bacterium that is transmitted sexually. Rather than treating chlamydial infections, which can be easily done by broadband antibiotics, the problem is the diagnostic identification of the exact bacterial strain. Current diagnostic methods are costly, since they mostly rely on immunologic methods like antibody staining, ranging between 30 to 150 Dollars. This is fine in industrial nations, but for many people in developing countries living close to the poverty line (earning 1.25\$ per day) the cost is far from affordable. To combat this, the iGEM Team Hamburg is constructing a fusion protein with a signaling pathway to function as a biosensor in prokaryotes, to subsequently offer an inexpensive alternative to present diagnostic methods for medical doctors in developing countries.

Hannover

TALebots a multifunctional toolbox for the lab

Country

Europe - Germany

Section

Overgrad

Track

New Application

Poster

Zone 5 - #274

Presentation

Saturday - Room 302 - 1:30 pm

TALE (Transcription Activator Like Effector) proteins are a new approach for genome editing. Due to a special changeable sequence of amino acids, TAL-effectors can easily bind to any DNA sequence and perform various functions. However, the proteins show a high instability outside living organisms and the function could only be proven in vivo. To date, the purification of TAL-effectors as well as the in-vitro application in the lab is difficult to perform. Our aim is to develop a circular TAL-effector in order to stabilize the protein. We are trying to design 'TALebots', a new type of recombinant proteins, which could be utilized in vitro and enable new techniques of genetic engineering in the lab.

Harvard BioDesign

Plastiback

Country

North America - United States

Section

Undergrad

Track

Environment

Poster

Zone 3 - #169

Presentation

Sunday - Room 302 - 2:00 pm

As a Boston-based team with international roots, we view plastic pollution as both a global and local problem. Thus, we developed a sustainable, circular plastic degradation system that generates energy. We build upon work done by researchers at Kyoto Institute of Technology (Yoshida, 2016), and have engineered *E. coli* to break down polyethylene terephthalate (PET), which makes up one sixth of plastic products. Terephthalic acid, a byproduct of PET degradation, is then processed in a microbial fuel cell by *Delftia tsuruhatensis* to generate electricity. UV light, powered by the fuel cell, further contributes to PET degradation. Looking ahead, we hope our work on Plastiback will empower and inspire future sustainable technologies.

HFUT-China

BioDesigner Coral

Country

Asia - China

Section

Undergrad

Track

Software

Poster

Zone 4 - #219

Presentation

Sunday - Room Ballroom A - 2:00 pm

For biologists, it is quite frustrating to find suitable BioBricks and collect useful genetic information in large volumes of literature. Now with BioDesigner Coral, biologists can search BioBricks, design with the help of recommendations and obtain genetic information of BioBricks in a more comprehensive way. It can analyze user's design, then give recommendations about parts they may need. Through analysis of massive literature, we find useful information about genes, BioBricks, and the relations between genes. All genetic information will be exhibited in a network graph through visualization method to help users understand and use them better. Clicking on the nodes in the network, which represent genes or BioBricks, users can obtain relatively accurate information about related genes, corresponding protein, and relevant literature. We hope BioDesigner Coral can relieve the arduous work in labs and give inspirations to synthetic biologists.

HokkaidoU Japan

Self-assembly

Circularization of a protein is one of the ways to enhance its stability against various temperatures and pH levels. This year, HokkaidoU_Japan challenged ourselves to circularize proteins using self-assembling peptides and linkers. Self-assembling peptide (SAP) is an amphiphilic peptide which self-assembles under physicochemical conditions. We made SAPs fused to link ends of the protein. We also inserted cysteine residues in the linker which is essential for the circularization so that they form a disulfide bond. This linker put on the both ends of a protein would make some strong bonds. Our linkers are expected to be applicable to most proteins. These two elements - the self-assembling peptide and the linker - enable the protein to be circularized.

Country

Asia - Japan

Section

Overgrad

Track

Foundational Advance

Poster

Zone 1 - #55

Presentation

Saturday - Room 309 - 9:30 am

Hong Kong HKU

In vivo synthesis of DNA nanostructures for disease diagnosis through miRNA-induced structural transformation

DNA has emerged as a promising material for the creation of novel functional nanostructures. Here we present DNA nanostructures capable of simultaneous detection of multiple microRNA (miRNA) targets which are identified as promising disease biomarkers. Logic gates can be easily incorporated into our designs to test various combinations of miRNA targets. G-quadruplexes form when the specified target hybridize with the probe, generating fluorescence in the presence of substrate. We endeavour to demonstrate intracellular synthesis, self-assembly and functioning of our nanostructures inside E. coli. Our constructs open up new possibilities in future research on DNA nanotechnologies as diagnostic tools, and promote the applications of miRNA testing in clinical conditions.

Country

Asia - Hong Kong

Section

Undergrad

Track

Diagnostics

Poster

Zone 5 - #229

Presentation

Saturday - Room 306 - 1:30 pm

Hong Kong HKUST

Tri-stable Switch

Country

Asia - Hong Kong

Section

Undergrad

Track

Information Processing

Poster

Zone 4 - #203

Presentation

Sunday - Room 304 - 4:00 pm

Our team aims at engineering a biological tri-stable switch which shows high orthogonality as bistable switch in *Escherichia coli*. Building on the Brown 2006 and 2007 iGEM teams' design, the tri-stable switch which consists of three alternating steady states that can be toggled by three different chemical inducers is improved. The construct was constructed with three promoters, *lacp*, *phIFp* and an ameliorated version of *tetp* together with their corresponding repressors. This combination enables the switch acting more stably by preventing it from reverting back to its natural states. Mathematical analysis was performed to ensure a stable and robust behaviour of the switch. Being orthogonal and more stable, the tri-stable switch could be applied in different fields, like biosensing and biocomputing. If the system is further studied and developed, it is foreseeable that it could contribute to the mature integration of different circuits in the future.

Hong Kong UCCKE

Nematode Biochemical marshal: attractant and repellent

Country

Asia - Hong Kong

Section

High School

Track

High School

Poster

Zone 2 - #73

Presentation

Sunday - Room 302 - 4:30 pm

Inspired by the ability of horsehair worm modifying the behavior of other organisms, we would like to employ the idea to modify organisms behavior by what available in our laboratory. Nematode is a pest, which will attack the roots of crops. We wish to modify its behavior by engineering bacteria to produce biochemical cues to attract or repel the worm. We identified two potential biochemicals, cinnamaldehyde and phenylpyruvic acid, which are possibly attractant or repellent to the Nematode. We have designed a chemosensation assay to demonstrate the attraction and repulsion ability of the biochemical of interest. The results suggest that cinnamaldehyde is a strong repellent and phenylpyruvic acid is a moderate attractant to the worm. Genetic engineering of bacteria to produce the two biochemicals are working in progress.

HSiTAIWAN

Biosensor for Toxin in Chinese Herb Medicine

Country

Asia - Taiwan

Section

High School

Track

High School

Poster

Zone 4 - #184

Presentation

Sunday - Room 304 - 12:00 pm

Adulteration of heavy metal and toxin during manufacturing process has always been a concern to Chinese Medicine consumers. Although there are a few methods (for example: ICP-MS) to detect these harmful substances, the procedures often turn out to be expensive and inconvenient to most people. If the danger in herbs continues to cast shadows among people, it is only a matter of time that people stop eating Chinese Medicine and soon this important Chinese culture might be gone forever. Thus, we decide to create a series of cheap, user-friendly *E. coli* biosensor. When the bacteria detect certain poison in the medicine, they will produce fluorescence protein. That way, we can detect the poison inside the Chinese Medicine by just examining the fluorescence intensity. With this new design and aspect, we hope to see people regaining hope in this tradition, yet, this distinctive culture.

HUST-China

Signal Filter

Country

Asia - China

Section

Undergrad

Track

Foundational Advance

Poster

Zone 1 - #19

Presentation

Sunday - Room 309 - 4:00 pm

Stable gene expression within a threshold of novel system is very important to syn-biology creations. To achieve the goal, we tried to build a set of positive feedback fundamental tool kits in bi-stable or even multi-stable systems. The systems we have designed will not only be adaptable to some certain input or output signals, but also can change their threshold to meet different project purposes. Most significantly, the positive feedback regulation system can transform an input pulse into stable output. So it can be applied in circuits as signal filter, which is very useful to many applications, such as treatment to lactose intolerance. We even further provided both prokaryotic version (engineered from *cl/cro* in bacteria phage γ system) and eukaryotic version (adopted from abscisic acid related kinase system) to make it competent tool kits for synthetic biology engineers to compare and select for further application.

HZAU-China

BioPaFiAR: Bio-Pattern Formation in Augmented Reality

Country

Asia - China

Section

Undergrad

Track

Information Processing

Poster

Zone 4 - #220

Presentation

Sunday - Room 311 - 9:30 am

Bio-pattern formation is the establishment of spatial patterns in morphogenesis. When guided by computer, the spatial pattern of a group of cells can be altered in an augmented reality space created by superposing a computer simulated virtual space on a real culture apparatus. In our project, light-switchable synthetic gene circuits are adopted to control the mobility of *E. coli* cells by light-mediated real-time communication between the real bio-pattern in culture media and its virtual counterpart in computer simulation to implement a synchronized growth. Eventually, the shape of the colony matches the preset pattern we want and thus a 'what you see is what you get' platform for the study of bio-pattern formation is obtained. Our system can also be extended to eukaryotic cell community to modulate cell fates in the future which will be particularly useful in aiding the development of biological tissues and the regeneration of organs.

IISc Bangalore

Cellfiefuge

Country

Asia - India

Section

Undergrad

Track

Manufacturing

Poster

Zone 3 - #172

Presentation

Saturday - Room 312 - 2:00 pm

Bio-manufacturing commonly involves the culturing of genetically engineered microbes that produce product(s) of interest, which is followed by separation of the microbes from the growth media and finally, isolation and purification of the product(s). The infrastructure and running costs for the downstream processing are significant obstacles to the large scale adoption of bio-manufacturing, especially for small-scale start-ups that drive innovation. We have therefore developed a modular set of tools by designing BioBricks TM for *E. coli* that firstly cause programmed induction of product synthesis upon reaching a certain tuneable population of cells, and secondly, autoaggregate the cells upon utilization of most of the nutrients available; these eliminate external induction and centrifugation, thereby minimizing costs. This is of special importance in India, where financial constraints often bottleneck entrepreneurial efforts in biotechnology, which is still a field in the early stages of its development.

IIT Delhi

HOT-FM A novel Highly Optogenetically Tunable Frequency Modulator

Country

Asia - India

Section

Overgrad

Track

Foundational Advance

Poster

Zone 4 - #211

Presentation

Friday - Room 311 - 12:00 pm

We aim to construct an oscillator which is a modification of a regular two component oscillator as given by Danino et al. Our project involves modifying this oscillator to make it optogenetically tunable. Once this system is shined upon by green light of wavelength 550nm, it causes a change in the frequency of the oscillations of this Danino oscillator. This de novo oscillator is more robust, and it's oscillations synchronise spatially over a shorter period of time, and has the advantage of being highly specifically tunable, due to it's non invasive and non chemical based induction via light. This is also the first optogenetically controlled oscillator, apart from being a great new tool in the arsenal of synthetic biology, can have a wide range of applications ranging from time based drug delivery, to study correlation of genes, and to create analogues of memory storage in the two different states.

IIT Kharagpur

Silkotron: A genetically engineered machine for efficient production and export of spider silk

Country

Asia - India

Section

Undergrad

Track

Manufacturing

Poster

Zone 2 - #137

Presentation

Sunday - Room 312 - 3:30 pm

Spider silk is a very versatile material having applications in medical, engineering, clothing, biomedical and other such industries. Spider silk cultivation being a very slow and cumbersome process, we came up with an idea aiming at synthesizing recombinant spider silk protein (MaSp2) and producing it extracellularly in our model bacteria E. coli. Ensuring that the protein is secreted, we can change the nature of the production process from batch to continuous by reusing immobilised cells, and even use it for mass production. We aim at making two constructs for expressing silk outside the cell. We also aim at developing a novel detection system using FRET dye pairs. This system will primarily be used in monitoring and modelling the cleavage activity of the HIV protease used for selective cleavage and controlled release of the silk protein. CFP and YFP will be used as FRET dye pairs.

IIT-Madras

Improving measurement studies using dual-fluorescent reporter system

Country

Asia - India

Section

Undergrad

Track

Measurement

Poster

Zone 4 - #197

Presentation

Sunday - Room 306 - 12:00 pm

We have made an efficient measurement device to help iGEMers characterize their protein production modules, promoter and RBS parts, precisely. This device has enabled us to screen noisy dual protein production modules. In order to understand the modularity of RBS parts, we have validated an empirical model to predict protein expression levels using available expression data in literature. Also, we have designed RNA Inducible Boolean Output Switch (RIBOS) devices to turn on/off the translation of protein coding mRNA, downstream of switch RNA, via trigger RNA molecules. Modelling results have shown RIBOS to be highly orthogonal. As an application, we are making a non-invasive gene containment device with the help of RIBOS and CRISPR/Cas9 technology.

Imperial College

Ecolibrium - developing a framework for engineering co-cultures

Country

Europe - United Kingdom

Section

Undergrad

Track

Foundational Advance

Poster

Zone 3 - #146

Presentation

Saturday - Room 311 - 4:30 pm

In nature, microorganisms live together and cooperate to accomplish complex tasks. As synthetic biology advances, we transition from unicellular systems to engineering at the multicellular level. A major obstacle, however, is ensuring stable coexistence of different cell types in co-culture. This year we are developing a Genetically Engineered Artificial Ratio (GEAR) system to control population ratios in microbial consortia. GEAR will employ a bi-directional communication system and novel RNA control that can be implemented across different bacterial strains. We are also developing a software to facilitate the design and optimisation of co-cultures. In the future, we envision our GEAR system being used for distributed multicellular biocomputing and bioprocessing, as well as for microbiome engineering.

IngenuityLab Canada

DNA assisted assembly of modular nanowires

Country

North America - Canada

Section

Undergrad

Track

New Application

Poster

Zone 4 - #183

Presentation

Saturday - Room 302 - 2:30 pm

Our project seeks to manufacture nanostructures. By bridging the two opposite approaches together we have devised a method to create a modular nanowires. With DNA Origami, self assembling properties organize the DNA strand into patterns by using the local forces to find the lowest energy configuration, which is an Bottom-Up approach. To fold the DNA strand into a well defined structure using DNA staples is an example of Top-Down approach. DNA has many advantages over traditional materials such as biological compatibility, low manufacturing cost and the information regarding shape and size is carried over upon replication. Individual modules are 30-40 nm long 3D Structures with hollow cavity that acts as scaffold for the Gold nanowires. They self assemble into long nanowires and we attached photosystem II protein from the Synechocystis 6803 at one end of the wire to create a high efficiency machinery to harvest solar energy.

INSA-Lyon

Gotta Detect 'Em All: a multi-STI sensor based on aptamers

Country

Europe - France

Section

Undergrad

Track

Diagnostics

Poster

Zone 5 - #249

Presentation

Saturday - Room 311 - 12:00 pm

According to the World Health Organization, more than one million sexually transmitted infections (STIs) are acquired every day worldwide. STIs are a major concern regarding reproductive health beyond the immediate impact. Initiating early patient care allows a better efficiency of the treatment. Rapid detection and distinction of STIs are therefore a crucial task. To provide a solution, we developed an all-in-one multi-detection device. We chose a recent and promising biotechnology enabling a robust detection of a wide variety of biomarkers. This approach is based on the high specific recognition of aptamers for a particular macromolecule. As a proof of concept, we focus first on the diagnosis of HIV and hepatitis B. By offering a simultaneous test for several diseases, our device has strong potential to improve early home diagnosis. From a body fluid sample, the patient will therefore be able to rapidly assess his health status at a low cost.

Ionis Paris

Quantify

Country

Europe - France

Section

Overgrad

Track

Environment

Poster

Zone 5 - #254

Presentation

Friday - Room 304 - 4:30 pm

Nowadays, Volatile Organic Compounds (VOCs) are commonly found pollutants that have been proved present in a wide variety of everyday life situations. Though they are dangerous and present almost everywhere, VOCs are not efficiently detected. Usual detection devices are very unprecise or requires a very long exposure time. We tried to address this problem by building a biosensor, perfectly adapted to on-field measurements that would allow us to easily and rapidly quantify the amount of VOCs in the air. This biosensor relies on bioluminescence, a biochemical phenomenon that is commonly used in cell imaging. We are trying to develop a new application for bioluminescence that should allow us to create a biosensor of a new kind, entirely different from the existing devices. We are also working with aeronautical engineers in order to develop a drone able to safely contain our bacteria, that will later be used as a mobile detection platform.

Istanbul Tech

**Detection of
methamphetamine based
drugs using a whole cell
biosensor, E.cops**

Country

Europe - Turkey

Section

Undergrad

Track

Diagnostics

Poster

Zone 2 - #141

Presentation

Saturday - Room 306 - 2:00 pm

Illegal usage of narcotics is one of the worst enemies of society. Throughout the world, many people are suffering from the short and long term effects of these drugs, and the incidence of drug abuse is growing year by year. Among these drugs, methamphetamine (METH) has an increasing role, as also stated in United Nations Office on Drugs and Crime (UNODC) reports. As iGEMers from Istanbul Technical University, we believe that solving this world-wide problem is strongly related with the design and production of fast, precise and cheap detection technologies. With that in mind, we are in the process of constructing a fluorescent resonance energy transfer (FRET) based whole-cell biosensor for the detection of METH-based drugs using anti-METH single-chain variable-fragment (ScFv) and fluorescent proteins. We also conducted molecular dynamic simulations with different molecules to verify our designs and planning to use simulation data to complete our biosensor.

IvyTech SouthBend IN

No title

No abstract

Country

North America - United States

Section

Overgrad

Track

Environment

Poster

Zone 4 - #212

Presentation

Friday - Room Ballroom A - 3:30 pm

Jilin China

Development of a novel cancer therapy with genetic engineered Bifidobacterium

Country

Asia - China

Section

Undergrad

Track

Therapeutics

Poster

Zone 2 - #133

Presentation

Sunday - Room 309 - 10:00 am

Considering solid tumor cells as harmful mutants in the ecosystems in vivo, we propose a novel approach to eliminate tumor cells. Bifidobacterium has been proved to be non-immunogenic to normal cells, and has the ability to preferentially settle in hypoxic regions, including solid tumors. We plan to construct a recombinant plasmid, which consists of DNA replication origins and related genes from pMB-1 and pUC18. In addition, we will clone HU, a Bifidobacterium promoter, and TAT-apoptin gene with a N-terminal secretion signal peptide into this plasmid. As a result, the plasmid can be amplified in both E. coli and Bifidobacterium, and apoptin can be expressed in Bifidobacterium. The Bifidobacterium transformed with this plasmid can settle in the tumor regions, and secret the apoptin protein, which is specifically toxic to tumor cells. With the TAT-mediated membrane crossing, apoptin should be able to enter into solid tumor cells and kill tumor cells.

JNFLS China

Micro RNA, macro application

Country

Asia - China

Section

High School

Track

High School

Poster

Zone 3 - #154

Presentation

Saturday - Room 309 - 2:00 pm

Alzheimer is a disease prevailed in olds around the world and currently there hasn't had any effective treatment and the early diagnosis is hard to accomplish. Current research has already found that the fold change of specific kinds of microRNA has correlations with Alzheimer's development. To improve the diagnosis method, we are developing a rapid and simple diagnosis for Alzheimer's disease using the different expression of microRNA between patients and healthy controls. A reporter carrier containing a repressed promoter is hoped to be constructed, which opening is controlled by microRNA degrading or inhibiting mRNA. The accuracy of the system will be increased by the synergistic effect of repressor proteins. Combined with reporter gene, a couple of microRNAs will also be used to construct different plasmids to get efficient system which may offer prototype for massive detection accurately and fast in a massive scale.

JSNU-China

Little strokes fell great oaks

Country

Asia - China

Section

Undergrad

Track

Therapeutics

Poster

Zone 1 - #22

Presentation

Friday - Room 309 - 9:30 am

Citrus fruits and vegetables contain much anthocyan which is a naturally flavonoid with powerful anticancer function. Although applying anthocyan to cancer therapy, there are a great deal of people still suffering from the cancer. We want to find a key thread to increase anthocyan efficiency to destroy cancer castle. KLF4 (Kruppel-like-factor 4) is a ES pluripotency factor which is able to bi-directionally regulate genes and playing an essential role in "somatic reprogramming" within the process of tumorigenesis. We'll construct KLF4 motor to promote anthocyan anticancer in gastric cancer.

KAIT Japan

Soil conservation by Bacteria Cellulose

Country

Asia - Japan

Section

Undergrad

Track

Environment

Poster

Zone 3 - #168

Presentation

Sunday - Room Ballroom A - 11:00 am

In the world, a desertification is one of serious environment problem. A desertification is caused by the loss of a plants that cover the ground and of the water-holding capacity of a soil. To prevent this problem, our team use Bacteria Cellulose (BC) that is produced by Gluconacetobacter (Komagataeibacter). This cellulose produced by microorganism is known as a raw materials of nata de coco and as having high water-holding capacity. We will utilize this high water-holding capacity for prevention of soil erosion. Our object is to improve producing ability of Gluconacetobacter by antisense method. We would like to prevent a soil erosion by increasing of water-holding capacity of soil with use of the improved microorganism.

Kent

Mag-nano-tite: Creating magnetite nanoparticles in E.coli

Country

Europe - United Kingdom

Section

Undergrad

Track

New Application

Poster

Zone 4 - #189

Presentation

Sunday - Room 302 - 9:30 am

Bacteria such as Magnetospirillum gryphiswaldense grow magnetite nano-crystals that they use for orientation. These magnetic nanoparticles are grown from iron inside of organelle-like structures called magnetosomes. In this project, we will produce magnetite nanoparticles using a synthetic biology approach utilising enzymes involved in magnetosome formation. We will utilise proteins MamP, MamT and MamX, which were chosen due to their proposed involvement in promoting magnetite crystal maturation in M. gryphiswaldense. Each of the genes will be incorporated both separately and as a set into E. coli with the aim of producing magnetite crystals in vivo in the cells. The proteins will also be purified and tested in vitro. Our results will further our understanding of how bacteria cells are able to form and organise magnetite nanoparticles in magnetosomes, and demonstrate how synthetic biology approach can be used to make nano-materials.

Kingsborough NY

Kings of the Sewage

Country

North America - United States

Section

Overgrad

Track

Environment

Poster

Zone 4 - #215

Presentation

Sunday - Room 310 - 10:00 am

Modern waste management facilities are designed to remove human waste products such as ammonia and urea. Biological and chemical concepts are still being used but there is still a significant amount of concentrated nitrogen source is being released into water basins all over the world. Ammonia and urea can be toxic to local marine life and even during its metabolism by microorganisms they deprive water of oxygen which is life-threatening to marine species. We are working on creating a full metabolic pathway in one species to metabolize ammonia and urea into N₂ gas which is 70% of our atmosphere. Developing a synthetic pathway in most adaptable bacteria in waste water would allow us to use only one bacterium which is most successful in those conditions as well as adding this pathway into another bacterium which is more suited for waste water treatments throughout the world.

Korea U Seoul

Geletricell : Agar Utilizing Dualcore EMFC

Country

Asia - Republic Of Korea

Section

Overgrad

Track

Energy

Poster

Zone 5 - #259

Presentation

Sunday - Room Ballroom A - 9:00 am

EFCs and MFCs have been studied for many years using variety of biological fuels. Many obstacle of these fuel cells is that they often use food sources for humans. Also they only produce a small amount of electricity. The goal of our project is to improve both of these problems. We used agar as the fuel, which is very abundant in the ocean but is not a primary food source for humans. We also combined traditional EFC and MFC to create EMFC which uses shewanella oneidensis MR-1 and diaphorase simultaneously to generate electricity. First, E.coli that displays agar degrading enzymes degrade agar to produce galactose and NADH. Galactose is then used by E.coli to produce lactate and formate which shewanella oneidensis can use to generate electricity. NADH is used by diaphorase to generate electricity as well.

KoreaSonyeodul

Able the PET Disintegration of Meal-worms

Country

Asia - Republic Of Korea

Section

High School

Track

High School

Poster

Zone 1 - #32

Presentation

Sunday - Room 311 - 2:30 pm

Due to the increasing amount of plastic trashed, scientists are keeping their eyes on several ways to confront this environmental issue. One rising solution is the 'Meal-worm'. They can maintain their lives through consuming Styrofoam due to the microorganism in their guts that degrade the Styrofoam. A PS-degrading bacterial strain is called the *Exiguobacterium* sp. strain YT2. However, the big problem of the meal-worms is that they are not able to dissolve PET. Thus, we will insert the gene of this bacteria into *E. coli* by using the gene synthesis. Then, we will test the PET disintegration ability of meal-worms after feeding them the modified *E. coli*. Our hypothesis is that meal-worms will actively disintegrate PET after consuming the altered *E. coli*.

Kyoto

Norocatcher' combats against norovirus infections with surface expressing norovirus antibodies

Country

Asia - Japan

Section

Undergrad

Track

Therapeutics

Poster

Zone 2 - #75

Presentation

Friday - Room 312 - 1:30 pm

Even though Norovirus (NoV) remains a major cause of food poisoning in the world, we have not yet discovered an anti-NoV vaccine, or a curative medicine against NoV infections. To overcome this global issue, iGEMKyoto aims to develop an intestinal bioelimination system that can physically remove NoV from the body. In detail, we are creating recombinant *E. coli* expressing two types of surface-displayed proteins that each specifically bind to NoV and cellulose. By orally administrating this *E. coli* and cellulose to the patient intestine, this *E. coli* will bind to NoV, and would swiftly be taken out of the digestive system through its affinity to cellulose, as cellulose passes human intestine undigested. We have already produced the abovementioned *E. coli*, and confirmed its binding to Norovirus virus-like particles from images of a scanning electron microscopy. We will show further examination of characteristics of this device, such as its binding capability.

LambertGA

SWITCH

Country

North America - United States

Section

High School

Track

High School

Poster

Zone 5 - #232

Presentation

Saturday - Room 304 - 4:30 pm

The concentration of proteins in a cell is determined by both the amount synthesized and the amount degraded. Thus, protein degradation is a crucial aspect of maintaining intramolecular equilibrium. A class of ATPases known as AAA+ Proteins involves a well-known proteolysis mechanism known as ClpXP in which ClpX unfolds and translocates a tagged protein into a sequestered proteolytic compartment in ClpP. We devised an inducible genetic construct in which ClpXP will degrade a chromoprotein upon induction. The data will be gathered using a device that can quantify the color of the light reflected by the chromoprotein before and after induction. This will ultimately allow us to measure the relative strength of degradation and further characterize a well-known proteolysis mechanism. Our characterization of ClpXP will serve as a precursor for controlled protein delivery in medicines and subsequently a switch for biosensors.

Lanzhou

Reduce bioaccumulated heavy metals in fish by gut remediation

Country

Asia - China

Section

Undergrad

Track

Environment

Poster

Zone 5 - #248

Presentation

Saturday - Room 304 - 1:30 pm

Nowadays, heavy metals in the water have become a threat to fish and human consumers. Current methods including physical-chemical remediation, phytoremediation and others are limited to deal with heavy metal pollution. We proposed a new approach named gut remediation to reduce bioaccumulated heavy metals in fish by gut microbiota. We designed a polypeptide which can bind to heavy metals including mercury and copper. Then a novel gene Metal Catcher was designed based on the polypeptide with GFP and N-terminal region of INP. Subsequent display of Metal Catcher on the E. coli surface showed highly sensitivity and selectivity of copper, mercury and cadmium, and permitted selective adsorption of copper, mercury. Then, we fed cyprinoid fish with the transformant strains. Result showed that experiment group have lower accumulation of heavy metals compared to the control. Therefore, gut remediation is an ideal approach to control heavy metal contaminations in fish.

Leicester

CHEESE (Calcitonin Hyper Expression using E.Coli in Space Exploration)

Country

Europe - United Kingdom

Section

Undergrad

Track

Therapeutics

Poster

Zone 2 - #91

Presentation

Friday - Room 304 - 12:00 pm

Within the next decade, we are set to see the launch of a vast number of human missions to Mars. However, a major issue associated with space travel is Osteoporosis, a condition where there is a decrease in bone density. Osteoporosis is treatable with calcitonin pills and nasal sprays but these treatments are ineffective. Therefore we propose to use CRISPR/Cas9 to create a model to stimulate upregulation of calcitonin secretion within E.coli as a new treatment. We will be constructing plasmids that contain the calcitonin promoter region and the CRISPR/Cas9 system. These plasmids will be transformed into E.coli where we will test for the upregulation of calcitonin secretion using GFP and calcitonin assays. If the project is successful, it would provide a stepping-stone towards further gene-targeted therapies to treat health conditions that are acquired from space travel and could be used to treat osteoporosis in the elderly.

Leiden

E. colinizer: starting a garden on Mars

Country

Europe - Netherlands

Section

Overgrad

Track

Environment

Poster

Zone 5 - #272

Presentation

Sunday - Room 310 - 9:00 am

Perchlorate (ClO_4^-) contamination of groundwater, surface water and food supplies is a widely spread hazard for the environment and our health on earth. However, it also poses a large challenge when colonizing our neighbour planet Mars. Martian soil contains 0.5 - 1% perchlorate, which therefore needs to be remediated in order to cultivate edible crops. The Leiden iGEM team will equip the bacterium *Escherichia coli* with the tools to convert the toxic perchlorate into chloride and oxygen by introducing a set of codon-optimized genes from *Dechloromonas aromatica*, encoding for the perchlorate reductase complex and chlorite dismutase. Besides this, we will study *E. coli*'s gene expression under simulated Martian gravity (0.38g) using a Random Positioning Machine, to make sure that our system will function in a bioreactor on Mars. Altogether, our system is widely applicable to remove perchlorate from contaminated soils on earth, while also being useful for future Mars expeditions.

Lethbridge

NanoResponder

Country

North America - Canada

Section

Overgrad

Track

Diagnostics

Poster

Zone 5 - #261

Presentation

Friday - Room 306 - 11:30 am

The prevalence of virulent and multiple antibiotic resistant pathogens in healthcare facilities has resulted in the ongoing reassessment of best practices to prevent their transmission. However, whether pathogen reservoirs exist in emergency medical services (EMS) vehicles remains largely unknown. We characterized the microbiome of EMS vehicles using Nanopore next generation sequencing of isolated DNA samples. Based on the pathogens identified during sequencing, we developed a bacterial two hybrid selection system to generate custom single-domain antibodies (Nanobodies) that recognize important pathogens. Selected antibodies were then used to create a rapid, low-cost and on site ELISA-based testing kit. Our project provides a framework for the detection of emergent pathogens and a practical solution for monitoring their presence within and outside of the healthcare system.

Lethbridge HS

Coagu.coli: using recombinant snake venom to treat traumatic hemorrhage

Country

North America - Canada

Section

High School

Track

High School

Poster

Zone 5 - #235

Presentation

Friday - Room 312 - 9:30 am

Blood clotting is controlled by a highly regulated pathway that attempts to ensure a balance between clotted and unclotted blood within a wound. As a response to trauma, enzymes in the pathway activate sequentially to convert fibrinogen into fibrin. The fibrin strands cross-link together to form a polymer mesh that causes blood flow to slow and eventually cease at the wound site. However, without external intervention the natural clotting process is too slow to prevent excessive hemorrhage and death when bleeding is severe. Proteins in some snake venoms have the ability to act as thrombin analogues and induce the conversion of fibrinogen to fibrin at an accelerated rate, bypassing the regulatory pathway. The increased concentration of fibrin causes clots to form quickly within the bloodstream. Our goal is to utilize recombinant protein from *Cerastes cerastes* venom to prevent fatal hemorrhage and minimize thrombosis in cases of traumatic injury.

Linkoping Sweden

A CRSIPR case for biofuel

Country

Europe - Sweden

Section

Overgrad

Track

Environment

Poster

Zone 2 - #98

Presentation

Saturday - Room 309 - 4:00 pm

This year LiU iGEM will be a part of the search for alternative energy sources, this as a result of global warming due to excessive use of fossil fuels. For this we will use CRISPR/Cas9 in unicellular model algae *Chlamydomonas reinhardtii*, which has shown great potential for production of biofuels. Previous research has attempted to modify algae to promote the lipid synthesis thereby optimizing them for biofuel production. In this project we want to create new Biobricks consisting of inducible promoters to couple with a CRISPR/Cas9-system in *C. reinhardtii*. The reason for the inducible promoters is to avoid complications such as toxicity of a constitutively active Cas9. By causing cultures of algae to undergo genetic modification in response to high intensity light we believe we can solve this problem. With this method genes can be targeted in the model algae in order to regulate the lipid synthesis.

LMU-TUM Munich

biotINK - rethINK tissue printing

Country

Europe - Germany

Section

Overgrad

Track

Manufacturing

Poster

Zone 3 - #171

Presentation

Saturday - Room 302 - 4:30 pm

Living in an aging society and facing the increasing organ shortage, we have developed a game-changing approach to bioprint tissues for biomedical application. Our interdisciplinary work entails creating a novel bioink that exploits the rapid and specific interaction of biotin and its tetrameric binding protein streptavidin. By employing this affinity, we have engineered cells presenting biotin moieties or biotin binding proteins on their surfaces and recombinant biotinylated proteins as spacer molecules, which both co-polymerize upon contact with streptavidin. Furthermore, we have explored different cellular circuits, which allow us to control pancreatic cell lines, induce tissue vascularization, or install biosafety mechanisms for printed tissues. To deliver these cells, we employ a hijacked 3D printer that enables us to manufacture three-dimensional multi-cellular structures in a user-definable manner. Altogether, we are confident that our system provides the necessary means to advance the SynBio community to the next level the tissue level.

LN-Shiyan-China

OP Pesticides Residue Killer

Country

Asia - China

Section

High School

Track

High School

Poster

Zone 3 - #175

Presentation

Sunday - Room 311 - 1:30 pm

The purpose of this year's project is based on the result of last year's, that is to eliminate organophosphorous pesticides residue on the vegetables and fruit since in China and other places organophosphorous pesticides residue exist and can be harmful to human beings. Differently, we change the way to achieve the goal better. This year, we can extract the protein with specific function directly to use on vegetables. Since we use a different way, ccdB suicide gene we used in last year can be better treated. As a high school team, we can make more accurate achievement partly based on last year's project and using new method of constructing plasmid.

Lubbock TTU

Enhanced Wound Healing Using a Protein Infused Collagen Scaffold

Country

North America - United States

Section

Overgrad

Track

Therapeutics

Poster

Zone 1 - #17

Presentation

Friday - Room 309 - 10:00 am

In 2010 it was estimated that 6.5 million people in the United States suffered from chronic wounds, accruing an annual cost of approximately \$2.5 billion. Furthermore, experts predict that the burden of chronic wounds will increase rapidly in the near future. Chronic wounds are unable to heal in an orderly set of stages or within a time period of about three months. The etiology of chronic wounds is very diverse, but patients frequently suffer from persisting chronic wounds due to their bodies overproducing wound site proteases. In turn, these proteases decrease wound healing rates by degrading host growth factors and the extracellular matrix of the wound site. Our team is using a bioreactor and synthetic biology principles to purify and infuse platelet derived growth factor and a protease inhibitor into a synthetic collagen scaffold. We envision our technology will introduce a novel synthetic-biology-based process for the development of wound dressings.

Macquarie Australia

Chlorophyll II: The Return of the Hydrogen - Engineering photosynthesis into E.coli

Country

Asia - Australia

Section

Overgrad

Track

Energy

Poster

Zone 2 - #74

Presentation

Friday - Room 309 - 11:30 am

The hydrogen generation industry produces over 50 million tons of hydrogen per year, sourcing over 95% of its product from fossil fuels. Our overall goal is to engineer photosynthesis into E.coli to producing hydrogen from sunlight. Our first goal is to engineer the chlorophyll biosynthesis pathway into E.coli. Production of chlorophyll in non-photosynthetic organisms has not yet been successful. Secondly we will synthetically construct 17 genes of Photosystem II into E.coli to generate oxygen and electrons via the oxidation of water molecules. Lastly, the electrons generated from Photosystem II will be converted to hydrogen gas using hydrogenase. This will enable the production of hydrogen gas in a clean and sustainable way which could be used as a future energy source. Our modelling and human practice approaches will allow an assessment on the viability of the production of hydrogen on an industrial scale.

Manchester

AlcoPatch Rethink your drink

Country

Europe - United Kingdom

Section

Undergrad

Track

New Application

Poster

Zone 3 - #156

Presentation

Saturday - Room 312 - 4:30 pm

Controlling alcohol consumption can be difficult, especially amongst students in the United Kingdom. A non-invasive sweat patch that provides real-time monitoring of blood ethanol levels would revolutionise how we control alcohol consumption. Our proposed prototype, AlcoPatch, is based on studies that demonstrate the correlation between sweat and blood ethanol concentrations. Our AlcoPatch utilizes Escherichia coli as a chassis to engineer two different devices which would generate visible colour changes according to sweat ethanol concentrations. The first is a cell-free mechanism that uses alcohol oxidase, derived from Pichia pastoris, to initiate redox chain reactions required for the colour conversion of indicator dyes. The second manipulates an ethanol-inducible gene-switch system, derived from Aspergillus nidulans, to regulate the expression of chromoproteins. To guide our experiments, we use an innovative ensemble modelling approach to account for the uncertainty in our parameters. This enables us to predict the most cost-effective design options for prototyping.

Marburg

SYNDUSTRY - fuse. produce. use.

Country

Europe - Germany

Section

Overgrad

Track

New Application

Poster

Zone 2 - #69

Presentation

Sunday - Room 302 - 9:00 am

Globalization radically changed the world we live in; the way we communicate and travel has become much easier. On the downside, our need for resources has dramatically increased causing ecological and social problems like land-grabbing and fracking. The emergence of Synthetic Biology is initiating another bio-based industrial revolution. It is time to take the next step towards a sustainable bio-industry. In 'Syndustry', we follow nature's own design principles by combining the strengths of individual microorganisms for the production of valuable biochemicals. We introduce a novel 'plug-and-play' production platform based on artificial endosymbiosis. This system goes beyond co-culturing microbes and overcomes current production limitations in fermentation. By employing cyanobacteria, capable of photosynthetic growth, we achieve a self-sustainable and versatile production platform for biochemicals from carbon dioxide. 'Syndustry fuse. produce. use.' is the next industrial revolution and will change the face of the world as we know it today!

McMasterU

Genetically engineering lactic acid bacteria for treatment of gastrointestinal tract cancers

Country

North America - Canada

Section

Undergrad

Track

Therapeutics

Poster

Zone 3 - #152

Presentation

Saturday - Room 311 - 9:00 am

Gastrointestinal (GI) cancers have the highest cancer mortality rate in Canada due to difficulties in tumour diagnosis and treatment. Common anti-cancer therapies used today can lack specificity and have off-target effects, damaging the body in the process. Our focus is to engineer commensal *Lactobacillus* bacteria to bind and aggregate towards Her2+ GI tumours. Membrane-anchored binding proteins specific to Her2 will be engineered into *Lactobacillus* to redirect bacteria for aggregation at the tumour site. With sufficient bacterial density, a quorum sensing mechanism triggers production of a vital T cell activating cytokine, interleukin-2 (IL-2), to recruit tumour-specific T cells for an anti-cancer response. Simulations of the bacteria in a possible tumour environment will help drive quorum-sensing design (e.g. promoter sensitivity). Ethical concerns were addressed through research into the feasibility of such a treatment, particularly into methods to minimize health risks, make the treatment financially accessible, and abide relevant legislation.

Melbourne

StarScaffold - Creating better multi-protein structures

Country

Asia - Australia

Section

Undergrad

Track

Manufacturing

Poster

Zone 2 - #65

Presentation

Saturday - Room 310 - 11:00 am

Our project, StarScaffold, builds on the work of the 2014 Melbourne iGEM team on star-like peptides, a special type of protein backbone with 4 arms. Star-like peptides are an existing concept and have been demonstrated experimentally to have potential uses in augmenting enzyme reaction kinetics and improving performance of antimicrobial peptides. We aim to improve and optimise the design, primarily with the addition of split inteins. These are a special type of protein sequence which allow each arm of the peptide to be ligated to another protein of choice, which could be an enzyme or even other StarScaffold units. We are focusing primarily on two main applications for the StarScaffold; as a hydrogel with uniquely customisable physical and biochemical properties, and as a method of improving enzyme reaction kinetics. These technologies are currently growing in popularity and we hope our project can help improve the current state of the science.

METU HS Ankara

Formation of microenvironment and production of butyrate to suppress growth of cancer cells in colon

Country

Europe - Turkey

Section

High School

Track

High School

Poster

Zone 1 - #10

Presentation

Friday - Room 304 - 1:30 pm

Colon cancer is the forth most common cancer throughout the world. Because of these alarming facts we decided to work on this topic as every contribution counts in fight against cancer. Cancer treatment is done in many ways yet mostly lethal for healthy cells that lead us to find an alternative solution. Butyrate, endogenous and short chain fatty acid, can prevent colorectal cancer. Literature searches courage us about prevention effect of butyrate by promoting differentiation, cell-cycle arrest and apoptosis of transformed colonocyte. Our modified bacteria will cause a formation of a microenvironment through a specific cancer binding peptide again produced by Esherichia coli BL21(DE3) strain that will be attached on surface of CaCo-2 cancer cell with already mutated and induced type1 pili structureType I P.1 structure and produce Butyrate and concentrate it around the cancer cells to drive them into apoptosis.

Michigan

Aptamer-based Protein Detection

Country

North America - United States

Section

Undergrad

Track

Diagnostics

Poster

Zone 2 - #135

Presentation

Saturday - Room Ballroom A - 4:00 pm

We have developed and begun testing a system for protein sensing which we believe has promise in rapid disease diagnostics, including cost-effective tuberculosis detection. Our system uses a combination of synthetic aptamers and proximity dependent ligation to detect protein targets, producing a colorimetric output visible to the naked eye. This conditional, cell-free expression system could be freeze dried onto paper to create a simple test strip which can detect disease biomarkers in a sample in under two hours. If mass produced, a freeze-dried paper system could prove far more cost effective than current detection methods, 25 cents or less per use.

Michigan Software

ProtoCat: Increasing Reproducibility Through Protocol Sharing And Review

Country

North America - United States

Section

Overgrad

Track

Software

Poster

Zone 5 - #264

Presentation

Sunday - Room 311 - 12:00 pm

Choosing apt and reliable protocols for new experiments is a problem that wet labs routinely face due to the difficulty in anticipating which protocols will produce the best results. Experimental practices may differ immensely across laboratories and precise details of these practices may be lost or forgotten as skilled faculty or students leave the lab to pursue other endeavors. Furthermore, there are few well-defined protocols that are generally agreed upon by the scientific community, in part due to the lack of a system that can supply a measure of a protocol's acceptance. In order to address these problems, we set out to build a database that integrates a crowd-sourced ratings and comments system to serve as a protocol curator that enables wet lab investigators to compare various protocol efficacies, quantify a protocol's acceptance within the scientific community, and provide an avenue through which experiential knowledge can be communicated.

Mingdao

Blood Alcohol Meter

Country

Asia - Taiwan

Section

High School

Track

High School

Poster

Zone 3 - #145

Presentation

Saturday - Room Ballroom A - 12:00 pm

The testing method used these days seems to contain a few problems and wasn't that reliable to the public. Therefore, we started to aim at finding a better way to conduct the alcohol test. We did lots of research about how alcohol tests work and tried to find out the way alcohol reacts with the proteins and chemicals in our bodies or other organisms. We came up with the idea of imitating the mechanism that blood glucose meters equipped. We decided to oxidize alcohol and produce hydrogen peroxide to cause exchanging of electrons then detect it by blood glucose meters. Our bacteria will produce alcohol oxidase and display it on the cell surface, and we will remove the glucose oxidase in a blood glucose meter and replace it with alcohol oxidase. Voila! A portable and accurate blood alcohol meter was created.

Minnesota

Shifting Gene Drives Into Reverse

Country

North America - United States

Section

Undergrad

Track

Foundational Advance

Poster

Zone 1 - #62

Presentation

Sunday - Room 312 - 1:30 pm

Gene drives induce biased inheritance of specific genes and are currently being considered as a method to regulate mosquito populations. However, the ability of gene drives to spread quickly through entire populations raises serious ethical concerns, especially when the genetic change affects reproduction. To address this issue, we constructed both a gene drive and an inducible recovery drive and modeled the combined system using *Saccharomyces cerevisiae*. Our gene drive results in deletion of both copies of the ADE2 gene from *S. cerevisiae* using the CRISPR/Cas system, causing the yeast to turn red. As a safety mechanism, we constructed a tetracycline-inducible recovery drive to counteract the function of our gene drive. The recovery drive restores the ADE2 gene allowing *S. cerevisiae* to return to its original color. Our gene/recovery drive system advances foundational work towards controlling global pests and invasive species, protecting information stored in DNA, and various other important applications.

Missouri Rolla

Defending North American Bats Against White Nose Syndrome (WNS)

Country

North America - United States

Section

Undergrad

Track

Environment

Poster

Zone 4 - #218

Presentation

Sunday - Room Ballroom A - 11:30 am

North American bats are suffering from an emerging fungal disease called White Nose Syndrome. Affected hibernacula often face mortality rates in excess of 80%, an unsustainable loss in animals that only have one offspring per year. As it spreads, the disease impacts many bat species with roles in pest control and pollination. Last year, we looked into modifying *E. coli* so that it would produce the volatile organic compound ocimene, which has been shown to slow fungal growth. This year we are continuing this work and are also investigating ways to sense WNS to attempt to impact the cave environment as little as possible and target the fungus directly. We aim to analyze the use of leupeptin A and B found in *S. roseus* to possibly inhibit the fungus's ability to degrade collagen, one of the many affects from the fungus' metabolism of the bats' skin and wings.

MIT

A Genetic Circuit to Detect Endometriosis

Country

North America - United States

Section

Overgrad

Track

Diagnostics

Poster

Zone 5 - #265

Presentation

Friday - Room 306 - 12:00 pm

Affecting approximately 1 in 10 women, endometriosis is a disease caused by cells similar to the endometrium of the uterus growing elsewhere in the body. These growths, called endometrial lesions, cause severe chronic pain and infertility. Because the only definitive diagnostic method is laparoscopic surgery, patients wait on average seven years between the onset of symptoms and an accurate diagnosis. The goal of the MIT iGEM team's project is to expedite this diagnosis process with a genetic circuit that can sense the unique biomarkers of endometriosis. Our circuit identifies whether cells are diseased by checking the cells' miRNA profiles and by sensing progesterone resistance, a hallmark of endometriosis. This identification process can be implemented in endometrial biopsy samples, eliminating the need for surgical diagnosis. Our approach could lead to a less invasive diagnostic method, enabling earlier treatment and improving patient outcomes.

MSU-Michigan

Engineering Cyanobacteria for Improved Tolerance to a Freeze/Thaw Cycle

Country

North America - United States

Section

Undergrad

Track

Manufacturing

Poster

Zone 4 - #185

Presentation

Friday - Room 306 - 10:00 am

Currently, the biotechnologically relevant model strain of cyanobacteria, *Synechococcus elongatus* PCC 7942, lacks resilience to cold temperature perturbations. If large-scale operations for photosynthetic production of industrial compounds are to be realized, robustness to unpredictable weather conditions must be considered. Two complementary approaches are being proposed to increase cold adaptation and resistance to freezing in *S. elongatus*. Previously, it was shown the expression of lipid desaturase *desA* increases the cold-growth tolerance of *S. elongatus*. We now aim to improve this range by fine-tuning the expression of a riboswitch-controlled *desA*. We also hypothesize that introduction of *SFR2* from *Arabidopsis thaliana* responsible for remodeling the outer chloroplast membrane for increased freezing tolerance will increase cellular viability to freezing events. Through this two-pronged approach, we aspire to engineer a cyanobacterial strain that ultimately could be used for the production of industrially-relevant products in unreliable environment conditions.

Nagahama

Increased production of fragrance for new food preservation method E.coli

Country

Asia - Japan

Section

Undergrad

Track

Food & Nutrition

Poster

Zone 1 - #44

Presentation

Sunday - Room 309 - 11:00 am

Increased production of fragrance for new food preservation method E.coli

To innovate a refrigerator without electricity, we invented a prototype of FRAVORATOR that is possible to preserve food by antibacterial volatiles synthesized by *Escherichia coli*. For high-efficiency synthetic process, we tried two methods. 1, 1-deoxy-D-xylulose 5-phosphate (DXP) synthase, *Dxs*, is down-regulated when its downstream material has been produced to some extent. So, we tried to over-express, another DXP synthase, *nDXP*, that rarely has been used in normal conditions. 2, Using genomic editing method, we tried to knock out synthase, that we used to produce unnecessary by product.

Nanjing NFLS

No title

No abstract

Country

Asia - China

Section

High School

Track

High School

Poster

Zone 4 - #198

Presentation

Sunday - Room 302 - 3:30 pm

Nanjing-China

HydroMagic

Country

Asia - China

Section

Undergrad

Track

Energy

Poster

Zone 2 - #72

Presentation

Sunday - Room 310 - 4:00 pm

The current world is undergoing a global energy change. Among all possible substitutes for fossil fuels, hydrogen serves as a praising future energy form. In this year's iGEM competition, our team intended to harness solar energy to drive whole-cell hydrogen production in air conditions. We constructed a recombinant strain of *Escherichia coli* over expressing the indigenous [Ni-Fe] hydrogenase Hyd1 and relevant maturases. Energy of photons are transformed to excited electrons by semiconductors such as TiO₂, and methyl viologen transports the electron to the biocatalyst. Noting that hydrogenases are commonly sensitive to oxygen, we constructed special silica encapsulation forming an anaerobic environment within bacteria cell clusters to avoid oxidative damage. The combination of biocatalyst, semiconductors and silica then leads to in air light-driven hydrogen production. This project sparks new light onto chemical-biological hybrid methods in the development of new energy forms.

NAU-CHINA

SpringHealer

Country

Asia - China

Section

Undergrad

Track

Environment

Poster

Zone 1 - #56

Presentation

Saturday - Room 312 - 10:00 am

In 1962 a book named Silent Spring revealing the Harm of chemical pesticides stirred the public. Months ago, substance called Permethrin and the intermediate product, 3-phenoxybenzoate, alerted the youth from NAU-China. To degradate the Permethrin and 3-phenoxybenzoate expeditiously we created SpringHealer. In the laboratory we separated degrading genes from the original strain and regulated the gene expression through changing the expression order and varying different RBS. To know the toxic hazards of 3-phenoxybenzoate deeply we do the drosophila toxicological experiment. Out of the laboratory, we looked around the surroundings hoping to make our Healer more meaningful. SpringHealer can not be put into the nature so we designed a mould to make it better.

NAWI-Graz

The Last Colinator

Country

Europe - Austria

Section

Overgrad

Track

New Application

Poster

Zone 4 - #226

Presentation

Friday - Room 310 - 11:30 am

Antibiotic resistances are booming everywhere. In industry this could be a high risk because antibiotics are used as selection markers. If they don't work anymore new ones have to be developed. A good alternative system for selection is the toxin/ antitoxin system. The goal of this project is to construct 4 different strains containing one toxin/ antitoxin, a chromoprotein for visualization and a DAM methylase for a higher mutation rate. the different strains then fight against each other. the strongest survives and within this strain a new reproducible selection marker is born.

NCKU Tainan

U-KNOW: A PREVENTION OF DEATH FROM A BETTER DIABETES MANAGEMENT

Country

Asia - Taiwan

Section

Undergrad

Track

Diagnostics

Poster

Zone 1 - #48

Presentation

Friday - Room 310 - 4:00 pm

Do you know 1 in 12 people does not realize that s/he has diabetes in Taiwan? Do you even know that every 7 SECONDS, diabetes caused disease take one life away? We designed a non-invasive, convenient and electronic device with a reusable sensor for monitoring real-time glucose in urine daily instead of traditional pricking detection. U-KNOW is a two-feature system, which can diagnose glucose level and auto-resetting. E. coli senses the urine for the glucose level, on the other hand, enterokinase degrades E. coli to configure the initial status for the next user. After detection, the collected data is converted into digital signals and sent to the App. This biosensor technique does not only empower diabetic patients to manage diabetes, but also alarm for non-diabetes to take care of their health simply. Prevention is better than cure!

NCTU Formosa

PANTIDE- A new agricultural system that eliminates targeted pests

Country

Asia - Taiwan

Section

Undergrad

Track

Environment

Poster

Zone 3 - #162

Presentation

Sunday - Room 302 - 2:30 pm

Spider venoms are disulfide-rich insecticidal peptides that target a wide range of ion channels in the insect nervous system. The spider-venom peptides have toxicity against insect species including Lepidoptera (moths and butterflies), Diptera (flies and mosquitoes), and Coleoptera (beetles). In our project, engineered *Escherichia coli* expresses "PANTIDE family" including ω -hexatoxin-hv1a, μ 2-segestritoxin-sf1a, and Orally Active Insecticidal Peptide (OAIP). To improve the oral activity, we fuse spider-venom peptides with snowdrop (*Galanthus nivalis* L.) lectin. The fusion peptides can be sprayed on crops and eliminate targeted pests by oral administration. The PANTIDE family is eco-friendly, bio-degradable and safe to mammals compared with conventional pesticide. Besides, a new agricultural system based on Internet of Things (IoT) technology has been designed using three parts: detector, sprinkler, and client. With the automatic system, farm owners can monitor the status in farmland and safeguard the ecological equilibrium remotely from the application in smartphones.

NEFU China

Magnetosome: a new efficient and handy tool for protein purification

Country

Asia - China

Section

Undergrad

Track

Foundational Advance

Poster

Zone 4 - #216

Presentation

Friday - Room 304 - 10:00 am

Protein purification is commonly used in Biochemical research, but can become a very tedious and inefficient procedure. We developed a system that can be used to conveniently and efficiently purify recombinant proteins with help of magnetosome. The system consists of two parts. First, we used *Escherichia coli* to express an interest protein tagged by a Spytag. Second, we generated a Spycatcher-fused Mms13 protein and expressed it in the magnetotactic bacteria AMB-1 (*Magnetospirillum magneticum*). These bacteria synthesize magnetosomes covered by phospholipid bilayer membrane, in which Mms13 is tightly anchored. Spycatcher binds Spytag with high affinity, and thus Spycatcher-Mms13 anchored in magnetosomes can strongly bind Spytag-conjugated protein and specifically bring it down with help of magnetic field. Our system is applicable to efficiently purifying any interest protein for different research purposes.

NEU-China

ITS COLOUR: A Light-inducible CRISPR/Cas9-mediated gene expression activation system in E. Coli and Yeast

Country

Asia - China

Section

Overgrad

Track

New Application

Poster

Zone 1 - #58

Presentation

Saturday - Room 312 - 11:30 am

The CRISPR/Cas9 system has now opened a new era for gene editing and manipulation. In this work, we aim to develop a light inducible CRISPR/Cas9 system in prokaryotic and lower eukaryotic cells, to precisely manipulate target gene activation upon the light induction. We fused two light-activated plant proteins, CRY2 or CIB1, to a transcriptional activator VP64 or the catalytic domain deleted tCas9, generating CRY2-VP64 or CIB1-tCas9 chimeric constructs. In the presence of a specific gRNA guide, the tCas9 domain from CIB1-tCas9 binds to the promoter of a reporter gene. Once exposing to blue light, the CRY2 domain from CRY2-VP64 can form a protein complex with CIB1-tCas9, which in turn brings the VP64 domain to the chromatin and activates the reporter gene. We also plan to examine multiple light-sensitive elements, including LOV(light-oxygen-voltage-sensing domain) and Phy(phytochromes), in order to provide various gene manipulation systems and to compare their efficiencies for gene activation.

Newcastle

Culture Shock: Building Biological Analogues of Electronic Devices

Country

Europe - United Kingdom

Section

Undergrad

Track

Foundational Advance

Poster

Zone 4 - #201

Presentation

Sunday - Room 306 - 9:30 am

The Newcastle University iGEM 2016 team is creating a novel field of synthetic biology by fusing biological function with electronic predictability. Our project, 'Culture-Shock' involves augmenting electronic circuitry with biological components to create an electro-biological hybrid system. These biological alternatives include lightbulbs, batteries, capacitors and resistors: for the lightbulb, we are building a genetically-encoded device based on the HtpG heat-shock promoter; for the battery, we are modifying the pore proteins of *Escherichia coli* to improve a microbial fuel-cell; for the capacitor we are investigating timed interactions of two different repressors and for the resistor, we will exploit the ability of metallothionein proteins to sequester conductive metals. We will assemble these devices in a breadboard format, specifically designed for exploring the potential of electro-biological circuitry. The possibilities of such hybrid devices go far beyond our project. We are therefore developing a series of interactive simulators, designed to engage and to provoke.

NJU-China

Say goodbye to Mr. Tumor: targeted therapy for cancer based on siRNA-exosome drug system

Country

Asia - China

Section

Undergrad

Track

Therapeutics

Poster

Zone 3 - #150

Presentation

Sunday - Room 312 - 11:30 am

Cancers, as the most frightening death threats, are aggressive and malignant. However, a perfect treatment of cancer has not appeared so far. The goal of our project is to develop a strategy to treat cancers, with building a transplantable drug system targeting a specific molecule that functions in cancer. We packed siRNA into exosomes (nano-sized vesicles secreted by human cells) to deliver our drug into certain part of a patient's body. Then we modified our exosome with iRGD to act as integrin-specific targeting tool. Our validation experiments will be carried out at the level of cells and animals to prove both the targeting and silencing function of this drug. Eventually, we expect to see a specific accumulation of the siRNA in the mice's tumor tissues and the decreased expression of the oncogenes at the transcription level. This project may provide new insights into future treatment of cancer.

NKU China

AI-2 Controller: Collective Behavior Regulator

Country

Asia - China

Section

Undergrad

Track

New Application

Poster

Zone 5 - #234

Presentation

Sunday - Room 302 - 10:00 am

Autoinducer-2 (AI-2) is a signaling molecule that plays a crucial role in Quorum Sensing (QS), a process that mediates inter- and intra-species bacterial communication resulting in coordinated multicellular behavior. Drawing inspiration from the effect of AI-2 QS system on collective behavior and cellular decision-making, our team aims to engineer bacteria via synthetic biology approaches to control AI-2 level in natural and artificial environment. We have mainly designed two cell machines: 'AI-2 Supplier' is a cell machine which can directly supply high level of AI-2 molecules in the bacteria community while 'AI-2 Consumer' is a cell machine which can sense, absorb and degrade the AI-2 molecules in the environment. By taking advantage of the special characteristics of 'AI-2 Controllers', we hope to directly control the inter- and intra-species collective behaviors of bacteria in group level.

Northeastern

Syn Bio Approaches to Improving Wastewater Treatment

Country

North America - United States

Section

Undergrad

Track

Energy

Poster

Zone 1 - #33

Presentation

Friday - Room 309 - 11:00 am

The 2016 Northeastern University team focused on two key problems with modern wastewater treatment: the waste of energy and information. Wastewater treatment consumes an enormous amount of energy, yet the water contains a wealth of reduced molecules that go unharvested. Wastewater is also a reservoir of information about the bacterial communities surrounding treatment centers, currently this information is only accessed through metagenomics. To address the waste of potential energy, we designed and investigated multiple plasmids to resolve issues that plague microbial electrolysis cells. We also designed a conjugative Crispr/Cas plasmid with a built in CFP reporter that can be used to monitor wastewater bacteria in a new way. This allows for the real-time detection of specific bacteria of interest as well as the elimination of pathogenic traits.

NorthernBC

Water Remediation: The extracellular sequestration of copper from aqueous environments.

No abstract

Country

North America - Canada

Section

Overgrad

Track

Environment

Poster

Zone 1 - #3

Presentation

Saturday - Room 309 - 4:30 pm

Northwestern

CRISPR Capsules: Engineering pathways for incorporating functional Cas9 protein into outer membrane vesicles

Country

North America - United States

Section

Overgrad

Track

Therapeutics

Poster

Zone 2 - #144

Presentation

Friday - Room 304 - 11:30 am

Antibiotic resistance is a growing predicament in the battle against infectious diseases. Researchers have found promising methods to combat antibiotic resistance by directing Cas9 to cleave resistance genes; however, delivering Cas9 in vivo remains difficult. Current methods of delivering Cas9 plasmids in vivo are limited by expression regulation in recipient cells, and by pathological complications associated with toxic contaminants or harsh administration requirements. Our team aims to deliver Cas9 protein via bacterial outer membrane vesicles (OMVs), whose delivery selectivity and immunological toxicity can be modified. Unlike other systems delivering Cas9-encoding DNA, this technology will enable the delivery of functional Cas9 protein and will serve as a model whole-protein delivery system for a wide array of applications.

NRP-UEA-Norwich

Assessing the potential of reductive pathways in *Shewanella oneidensis* to convert electricity to diatomic hydrogen

Country

Europe - United Kingdom

Section

Undergrad

Track

Energy

Poster

Zone 4 - #196

Presentation

Friday - Room 309 - 12:00 pm

Given a wide range of global challenges to traditional energy sources, including from climate change, renewable energy production must proliferate. However, intermittency limits economic viability of these systems; issues like 'peaking' of energy production are costly to mitigate. To overcome this, we are experimenting with *Shewanella oneidensis* MR-1, which possesses the MtrCAB 'molecular nanowire' complex. Using this system, electrons can channel into the cell and to hydrogenase enzymes that reduce protons to diatomic hydrogen, storing electrical energy as chemical energy within H₂. The natural process yields low amounts of H₂ and is not currently economically scalable. BioWire intends to increase H₂ yields using a single vector that will express recombinant hydrogenase genes. Western blotting and gas chromatography will quantify protein expression levels and H₂ yields, respectively. Thus, we hope to demonstrate the viability of *S. oneidensis* MR-1 to generate economically viable forms of energy as diatomic hydrogen.

NTHU Taiwan

PFC OUT!

Country

Asia - Taiwan

Section

Undergrad

Track

Environment

Poster

Zone 5 - #276

Presentation

Friday - Room 304 - 3:30 pm

PFCs' is the abbreviation of perfluorinated chemicals. These compounds are produced or used in water-proof clothing in and semiconductor industry, which are harmful to our environment and potential carcinogen to human. In recent years, the PFCs pollution issue has gotten more and more attention to people. Because of the strong binding energy of carbon-fluorine bond, these perfluorinated compounds are chemical inertness, which makes these compounds very difficult to be degraded in nature. To solve this problem, we decide to use a special enzyme to break the C-F bond, which will make it easier to be decomposed naturally. Most PFCs pollution happens in waters, so we also design a bioreactor system to deal with the PFCs dissolved in water.

NTNU Trondheim

Implementing biological XOR gates using DNA ribozymes

Country

Europe - Norway

Section

Overgrad

Track

Foundational Advance

Poster

Zone 1 - #45

Presentation

Friday - Room 306 - 2:30 pm

Implementing logic gates in living cells poses an interesting challenge in synthetic biology. Logic gates are the building blocks of digital electrical circuits, allowing rational, modular design of complex functions. Successful implementations of equivalent systems in living cells would open up new possibilities for regulation and manipulation of cell metabolism. This project will implement a biological XOR gate by exploiting a naturally occurring type of DNA called DNA ribozymes. These single stranded DNA sequences are able to bind to and cut sequence specific RNA sequences, almost like restriction enzymes for RNA. Combining DNA ribozymes with silencing of reporter gene expression will allow us to design a system which responds to inducer signals in an XOR-gate like fashion inside living cells. The XOR gate is perhaps the most challenging logic gate to recreate biologically, and a successful proof of concept would pave the way for similar implementations of other logic gates.

NTU-Singapore

Improving the CRISPR/Cas9 Tool Kit: Editing and Regulating

Country

Asia - Singapore

Section

Overgrad

Track

Measurement

Poster

Zone 5 - #242

Presentation

Sunday - Room 312 - 10:00 am

Our project this summer aims to improve the CRISPR/Cas9 Tool Box for genome engineering and regulation. The Cas9/Cpf1 protein is widely adopted for its easy programmability to generate a targeted double strand break. The cell's repair machinery would then mend the breaks which allows us to make edits to the DNA. To date, several questions regarding this technology have been left unanswered. Firstly, despite the variety of Cas9/Cpf1 proteins discovered, we still do not know the efficiency of each protein when compared to each other. Furthermore, the cutting efficiency for different cut sites varies. The popularity of this technology comes from its ability to enhance the rate of knock-ins. However, its efficiency still remains to be improved as efficiencies varied between target sites. The goal for our team is to make a thorough comparison among different Cas9 proteins and improve its efficiency in genomic editing.

NUDT CHINA

Development of a novel tube-based rapid blood-microRNA detection system with CRISPR-Cas9

Country

Asia - China

Section

Undergrad

Track

New Application

Poster

Zone 5 - #271

Presentation

Friday - Room 310 - 12:00 pm

MicroRNAs, serve as critical gene expression regulators at the transcriptional and post-transcriptional levels, have also been found as important blood-based biomarkers for early detection of cancers. However, their current in vitro detection methods are relatively complex, costly and low sensitive. Our project attempts to establish a novel in vitro microRNA detection system which is rapid, efficient, sensitive and specific. In this system, CRISPR-Cas9 technique is modified to integrate with split-luciferase or split-HRP reporting systems. The advanced rolling circle amplification technology and cell-free expression system are also involved and optimized. This system may ideally be compatible for the detection of various series of small non-coding RNAs. To our knowledge, we are the first to use the CRISPR-Cas9 system as a small non-coding RNA monitor in vitro. Its establishment and further development might provide a new approach for rapid and low-cost cancer screening, virus detection and curative efficacy assessment.

NUS Singapore

RIOT; Regulated Invasive Organism Targeting system for delivery of biomolecules in vivo

Country

Asia - Singapore

Section

Undergrad

Track

Diagnostics

Poster

Zone 1 - #9

Presentation

Sunday - Room 306 - 11:00 am

Biomolecule delivery systems are often plagued by problems such as non-specific targeting and low bioavailability. Engineered systems that have the ability to sense and respond to specific stimuli present in the microenvironment of pathogenic cells are able to overcome these issues. We propose to engineer a dual-sensor bacterium that can sense increased metabolite levels in its microenvironment and then respond by delivering biomolecules into target cells. As a proof-of-concept, *Escherichia coli* was engineered to detect increased level of lactate, then respond by attaching itself to a cancer cell marker, and subsequently release biomolecules into the cell. A kill switch will be activated when there is insufficient lactate present, thus minimising non-specific targeting. In addition, our delivery system also has the flexibility to detect other environmental metabolites, together with the ability to engineer the bacterium to bind to other cell receptors for their detection and thus deliver biomolecules.

NWPU

Blue Leaf

Country

Asia - China

Section

Undergrad

Track

Environment

Poster

Zone 3 - #159

Presentation

Saturday - Room 309 - 11:00 am

In many scientific fiction about interstellar travel, the device of carbon recycle is the most essential part. We propose to transform carbon dioxide to formaldehyde via electricity devices, and then engineer microorganisms to utilize formaldehyde to produce carbonhydrates. We expect to obtain a new kind of engineered *E. coli* that could fix inorganic carbon into carbonhydrates. We call this microbial device 'Blue leaf'. The device consists of three parts, first we use electrical energy to convert carbon dioxide to formaldehyde, then use benzoylformate decarboxylase to catalyze formaldehyde into two and three-carbon intermediates, finally use fructose 6-phosphate aldolase to condense two and three-carbon units to form the five-carbon molecule-xylose. To some degree, this device could mimic the function of plant to biosynthesize xylose directly from carbon dioxide. We think the 'Blue leaf' will be an indispensable device for astronauts, and human beings to explore new habitats on other planet like Mars.

NYMU-Taipei

IOS-i-GEM

Country

Asia - Taiwan

Section

Overgrad

Track

Environment

Poster

Zone 5 - #255

Presentation

Saturday - Room 309 - 11:30 am

Oriental fruit fly (*Bactrocera dorsalis*) is a major invasive pest that causes billion-dollar worth of crop damage each year. Many methods are applied to control its population, however, each comes with its own set of disadvantages. That is why we looked to *Metarhizium anisopliae* to solve the problem. While its efficacy is limited by environmental factors like UV, temperature, and humidity, scientists have improved its virulence through genetic engineering at the cost of its survivability due to concerns over GMOs. This year, we aim to design a biosafety switch to avoid compromising its survivability, the in-out-suicide-in-genetically-engineered-*Metarhizium* (IOS-i-GEM). Comprised of hemolymph and blue light sensing mechanisms, the system allows the fungus to kill its host before inducing the CRISPR/Cas9 kill switch to cause genome-wide mutations. With the IOS-i-GEM system in hand, scientists could create different genetically modified *M. anisopliae* strains for different pests without worrying about their biosafety.

NYU Shanghai

Marine Vitae-guard

Country

Asia - China

Section

Undergrad

Track

Food & Nutrition

Poster

Zone 4 - #182

Presentation

Saturday - Room Ballroom A - 9:00 am

Vibrio harveyi is a bacterium pathogenic to marine species and with no specific cure for infected organisms. For instance, shrimp aquaculture all over the world is greatly affected by Vibriosis. In order to combat this pathogen, we can engineer *E. coli* which utilizes a common auto-inducer AI-2 between itself and *Vibrio harveyi* to monitor the *Vibrio harveyi* population through the quorum sensing pathway as well as designing a system for the manufacture of Nitric Oxide (NO)-a compound known to have certain antimicrobial effects. Upon detection of AI-2, the engineered *E. coli* can thereupon express *bsNOS* gene-one coding for a Nitric Oxide Synthase protein in *Bacillus subtilis*. Through the expression of this system, NO may be produced to act against the pathogen.

NYU-AD

Prokary-eat: A consumer-focused way of detecting Shiga-like toxin

Country

Asia - United Arab Emirates

Section

Undergrad

Track

Diagnostics

Poster

Zone 3 - #151

Presentation

Sunday - Room 309 - 2:00 pm

In many developing countries people depend on reasonably priced and conveniently available street food. However, lack of action taken by governments to regulate street food vendors has led to the prevalence of severe street food-related illnesses. One of the primary microbial contaminants in street food is *E. coli* O157:H7, which acts by secreting Shiga-like toxin (SLT). Currently, there is no detection method for SLT outside of a lab setting, thus putting the consumers of street foods at risk. Our project aims to develop a portable, consumer-focused device to detect the presence of SLT in foods. Our device focuses on detecting the interaction between the Gb3 receptor, produced by *E. coli* Gb3 synthase, and the non-toxic component of SLT, Subunit B. The performance of SDS-PAGE will allow consumers to compare the migration patterns of Subunit B crosslinked with Gb3 to positive and negative controls and identify the presence of SLT.

OLS Canmore

BreaKERS: Developing bacterial Keratinases for use in wastewater treatment and poultry industries

Country

North America - Canada

Section

High School

Track

High School

Poster

Zone 1 - #5

Presentation

Saturday - Room 309 - 2:30 pm

An estimated 8.5 billion tons of poultry feathers are produced from farms globally every year, in addition to the tons of human hair that are removed from wastewater treatment facilities worldwide. Keratin waste is typically disposed of through incineration, burying the waste, or mechanical processing that yields low-quality protein products. All these processes take their toll on the environment. However, Keratinase is a serine protease that primarily attacks the disulfide bonds in keratin wastesuch as feathers and hair. Thus, the expression of bacterial keratinases provides an opportunity to manage this degradation-resistant keratin waste and turn it into a high quality protein product such as fertilizer or animal feed. To do this, two Keratinase Genes isolated from the Bacillus genera are used. Keratinase A (kerA) is more active in degrading keratin in feathers, while Keratinase US (kerUS) is most effective in degrading the keratin in hair.

OUC-China

Cistrans Concerto

Country

Asia - China

Section

Undergrad

Track

Foundational Advance

Poster

Zone 4 - #224

Presentation

Sunday - Room 309 - 4:30 pm

Generally, stem-loops forming polynucleotides are more stable than the single-stranded ones. Particularly, mRNA with a stem-loop at its 3'- or 5'-end often has a longer half-life than their linear counterpart owing to the stem loops' resistance to exoribonucleases. Our team designed a polycistron gene expression construct, in which each gene followed by a stem-loop and an endoribonuclease cleavage site. When it is transcribed, digested by the endoribonuclease, and cleaved into independent mRNAs with different stem-loops, different mRNA shows different stability, determined by the designed Gibbs free energy (ΔG) of their stem-loops, resulting in different expression level of their encoded proteins. In this way, we decouple the gene expression level of the same operon simply by designing different stem-loops. In addition, by quantitatively adjusting the free energy of the stem-loops, we can even achieve a stoichiometry expression of the target proteins precisely, like playing a beautiful concerto of cistrans.

Oxford

Cure for Cu: Probiotic copper-chelating bacteria as a treatment for Wilson's disease

Country

Europe - United Kingdom

Section

Undergrad

Track

Therapeutics

Poster

Zone 1 - #1

Presentation

Sunday - Room 306 - 2:30 pm

Wilson's disease is a genetic disorder in which the body is unable to fully metabolise copper. This results in copper accumulation, causing liver and brain damage if untreated. Patients describe current treatments as unsatisfactory due to their costliness, side effects, and dosage frequency. We hope to show that *E. coli* engineered to express copper chelators originating from *M. trichosporium* and *Mycobacterium* spp. reduces copper ion concentration in vitro. This has applications as a potential probiotic treatment for Wilson's disease, without the limitations of current treatments. We propose an encapsulation system that protects bacteria from simulated stomach conditions and may serve as a mechanism to deliver the probiotic to the small intestine, the site of copper absorption.

Paris Bettencourt

Frank&Stain: Enzymatic alternatives to perchloroethylene for stain removal from fabrics

Country

Europe - France

Section

Overgrad

Track

Manufacturing

Poster

Zone 2 - #132

Presentation

Friday - Room 306 - 9:30 am

Dry cleaning is the removal of stains from delicate fabrics using solvents other than water. The most widely used solvent in dry cleaning is perchloroethylene (PERC), a volatile carcinogen that is increasingly banned and restricted for environmental and safety reasons. Our team is using synthetic biology to replace PERC with a biological alternative. To do so we are screening samples from all around the world to look for stain-digesting microbes, we are characterising candidate enzymes with putative stain digesting activity, and we are searching for fabric binding domains to enhance their stain fighting power! With some microbiology, synthetic biology, metabolic engineering and a lot of creativity we will find a green technology to make dry cleaners forget all about PERC.

Paris Saclay

iJ'aime - Get DNA Closer

Country

Europe - France

Section

Overgrad

Track

Foundational Advance

Poster

Zone 2 - #71

Presentation

Saturday - Room Ballroom A - 2:30 pm

The regulation of gene expression is known to be controlled by transcriptional regulators in prokaryote. However, recent observations suggest that the expression of genes can also be affected by their spatial localization due to chromatin conformation. Our project aims at testing this hypothesis and determining if the expression of genes under the control of promoters of different strengths can be affected by their spatial proximity. We thus designed a new adaptable tool composed of two different dCas9s fused with the FRB / FKBP12 dimerization system (induced by rapamycin) to increase the spatial proximity of two different DNA regions. We also designed a tool composed of two dCas9s and a tripartite split-GFP to visualize the spatial proximity of these two DNA regions. Altogether, these tools offer new perspectives for gene expression control and visualization of the spatial proximity of chromosomal regions.

Pasteur Paris

Mos(kit)o : A biofabricated arboviral detection system

Country

Europe - France

Section

Overgrad

Track

Diagnostics

Poster

Zone 3 - #167

Presentation

Saturday - Room Ballroom A - 4:30 pm

Vector-borne (re)emerging diseases are responsible for severe epidemics worldwide. In most cases, vaccines or treatments are not available, and insecticides are the primary source for vector control. Consequently, over spraying of insecticides impacts the environment and leads to the selection of insecticide resistant mosquitoes. Therefore, we developed a novel diagnostic device, Mos(kit)o that includes a fixed or mobile mosquito trap and a biosilica cellulose composite patch from genetically modified *E. coli*. The design of the patch creates a multilayered matrix coated with antibodies capable of detecting a wide panel of vector-borne pathogens and insecticide resistant marker proteins from captured mosquitoes. Additionally, the patch will have 2D barcoded readouts, generating an environmental surveillance database. A precise map of vector hot spots will provide a better assessment and response to vector-borne diseases, assisting local health authorities with anticipating and preparing for an epidemic. Our tool will be user-friendly, safe, and applicable.

Peking

Uranium Reaper

Country

Asia - China

Section

Undergrad

Track

Environment

Poster

Zone 3 - #165

Presentation

Friday - Room 309 - 2:00 pm

Uranium, a well-known radioactive metal, exhibits both chemical toxicity and radioactive hazards to environment and humans. Nowadays, several common methods are adopted to cope with uranium pollution, such as solidification of polluted soil and phytoremediation. Nevertheless, these methods are flawed owing to high cost, lengthy procedures as well as potential secondary contamination. To overcome the drawbacks of traditional methods, Peking iGEM team focus on constructing a novel multi-functional biological material which is able to absorb uranyl ion fleetly with high specificity and affinity. This uranyl-absorbing material can be synthesized and secreted continuously by bacteria, self-assembled in extracellular environment, and harvested in a cost-effective manner. It also has a great potential to be modified and expanded due to its modular design. With this material, we demonstrate how the increasingly serious uranium pollution can be treated in a more efficient and sustainable way in the near future.

Peshawar

Biosensor for detecting levels of CO and NOx in vehicle emissions

Country

Asia - Pakistan

Section

Undergrad

Track

Environment

Poster

Zone 5 - #273

Presentation

Sunday - Room 310 - 9:30 am

Air pollution is a major global problem, a significant amount of which is caused by vehicular emissions. This problem is particularly prevalent in developing nations, where regulations regarding vehicle emissions are either not present or not properly implemented. Carbon monoxide and oxides of nitrogen are two dangerous constituents of exhaust fumes. Our aim is to produce a portable, quick and easy to use Biosensor device for environmental law enforcement agencies and even consumers that can detect for levels of carbon monoxide and oxides of nitrogen in vehicle exhausts and express corresponding chromoproteins as a result. The system is based on two separate gas-sensing mechanisms that work together to give a range of results. The mechanism sensing for carbon monoxide uses the CooA transcription factor and two CooA dependent promoters: CooF and CooM. The NOx sensing mechanism uses the NsrR repressed promoters, YeaR and NirK, as well as the NorV promoter.

Pittsburgh

Hot Metal Switch: Synthetic in vitro gene circuit for the detection of metal ions

Country

North America - United States

Section

Undergrad

Track

Environment

Poster

Zone 2 - #99

Presentation

Saturday - Room 309 - 3:30 pm

Thallium is a metal byproduct of ore extraction that pollutes waterways. Like other metals, thallium is toxic to humans. Current detection devices for thallium are sophisticated laboratory instruments that are inappropriate for use by the general public. Thus, we are developing a paper-based sensor for use at home to determine if drinking water needs further analysis for thallium levels. Our sensor detects thallium using a specific DNAzyme, which activates an oligonucleotide input for a genetically encoded toehold switch. Activating the switch leads to the expression of a reporter gene, which is easily detected. The DNAzyme sensor makes the circuit adaptable to other metals. The coupled genetic circuit is inexpensive to produce and also holds promise for signal amplification to improve the detection limit of the system. Finally, embedding the device on a paper substrate will provide the general population with a simple way to test the safety of drinking water.

Pretoria UP

WattsAptamer: Synthetic DNA aptamers for thylakoid tethering in photo-bioelectrochemical cells

Country

Africa - South Africa

Section

Undergrad

Track

Energy

Poster

Zone 2 - #79

Presentation

Saturday - Room 306 - 4:30 pm

The world population consumes approximately 3500 kWh/y/capita, increasing the demand for clean alternative energy. Recent improvements of photo-bioelectrochemical cells (PBEC), which harness electrons from photosynthesis to generate electricity, include synthetic attachment of chloroplast thylakoids to graphene electrodes. However, current attachment techniques require costly chemically synthesized linkers and PBECs are not yet efficient enough for industrial energy generation. In this project, DNA aptamers were designed and evaluated as low-cost biological linkers to tether plant photosystem II (PSII) complexes to graphene foam electrodes. Systematic Evolution of Ligands by EXponential enrichment (SELEX), together with software developed by team Heidelberg 2015 (MAWS and JAWS) were used to develop PSII- and graphene-binding DNA aptamer candidates. This project aims to improve the attachment and orientation of the PSII complex to the graphene electrode for higher electron transfer efficiency, and serves as a prototype for the in planta expression of RNA aptamers for self-assembling thylakoid attachment.

Pumas Mexico

Synerg-G

Country

Latin America - Mexico

Section

Undergrad

Track

Energy

Poster

Zone 5 - #258

Presentation

Saturday - Room 306 - 4:00 pm

The problematic of fossil fuels has been widely known for many years, it is not only difficult to sustain the needed production, but there is a considerable amount of waste and gases freed to the environment during its use and fabrication. In many countries, the biofuels are being developed as an alternative to the conventional fuels, which brings many benefits like diminishing the Greenhouse Effect Gases, that keep affecting the earth atmosphere. In Pumas Synbio, this problematic is addressed by the genetic modification of the seaweed *Chlorella vulgaris*, with the objective to optimize the lipid production and facilitate collecting them without needing to sacrifice the biomass. The advantages are multiple, some examples might include that the production costs and time inversion is lower, the seaweeds can adapt and reproduce in any available space and scale, which makes it an efficient and cheap option to normal fuels.

Purdue

Engineering E. coli for phosphate bioremediation with genes from polyphosphate-accumulating organism *Microlunatus phosphovorus*

Country

North America - United States

Section

Undergrad

Track

Environment

Poster

Zone 5 - #270

Presentation

Saturday - Room 304 - 2:00 pm

Water phosphate concentrations greater than 25 µg/L are known to drive the growth of harmful algal blooms, which compromise water quality and cost global industry more than ten billion USD in damage annually. To improve phosphate management, we transformed genes putatively responsible for inorganic phosphate transport and polyphosphate synthesis from the polyphosphate-accumulating organism (PAO) *Microlunatus phosphovorus* into *E. coli* and characterized their functions. Concurrently, we designed and built a suite of cost-effective phosphorus reclamation modules (PRMs) around xerogel-immobilized cells for contained, multipoint phosphate bioremediation. With continued testing, we expect to see an increased dry-mass percentage of phosphorus in our chassis relative to unmodified *E. coli*, elucidate cell viability and function within our xerogels, and understand the effective lifespan of our constructs. Through genetic, chemical, and mechanical engineering, we provide a means for preventing harmful algal blooms in both developed and developing countries.

Queens Canada

Pharming The Blues

Country

North America - Canada

Section

Undergrad

Track

Foundational Advance

Poster

Zone 2 - #84

Presentation

Saturday - Room 304 - 11:00 am

With the majority of pharmaceuticals originating from biosynthetic products, the demand for understanding these compounds for their production in industry is increasing. Many of these natural products are produced by Non-Ribosomal Peptide Synthetases (NRPSs), which are megaenzymes found in certain fungi and bacteria. These products are great lead compounds but often possess poor pharmacokinetics or high toxicity. NRPS can incorporate non-standard amino acids, and have the ability to append unique substituents onto their product. These factors make optimizing lead compounds extremely difficult through synthetic chemistry. Using nature as our guide along with the tools of synthetic biology we will be modifying NRPS at the DNA-level to improve the properties of lead compounds. We will be introducing tools to capture large NRPS gene clusters, append chemical modifications onto products, and screen NRPS production in a high throughput fashion. Synthesizing lead compounds will be as easy as 'Pharming the Blues'.

RHIT

Mito Morphin Power Yeast: Controlling Translation in Yeast Mitochondria

Country

North America - United States

Section

Undergrad

Track

Manufacturing

Poster

Zone 5 - #246

Presentation

Friday - Room 312 - 4:30 pm

Saccharomyces cerevisiae is used in a variety of valuable industrial processes. Its ability to grow and replicate utilizing aerobic respiration or fermentation, and its ability to survive without functional mitochondria, provide opportunities to control or alter mitochondrial function to optimize production processes or develop novel cellular subsystems in the mitochondrial space. To begin exploring these opportunities, we adapted two commonly used yeast expression vectors to the RFC 10 standard and used them to express yEGFP preceded by the mitochondrial localization signal from the mitoribosomal protein mRPS12. In addition, we attempted to demonstrate that aerobic respiration can be controlled by manipulating the expression of mRPS12. Without mRPS12, yeast mitochondria lack a functioning ribosome and become unable to produce proteins necessary for aerobic respiration. By expressing the mRPS12 protein in a haploid mRPS12 knockout strain, we investigated its usefulness as a means of regulating aerobic respiration in *Saccharomyces cerevisiae*.

Rice

Detection of Inflammation and Cancer Biomarkers Using Photoacoustic Imaging

Country

North America - United States

Section

Undergrad

Track

Diagnostics

Poster

Zone 5 - #266

Presentation

Saturday - Room 302 - 10:00 am

Our goal is to report inflammation and cancer in the gut through photoacoustic imaging of engineered *E. coli* that express the bacterial pigment violacein, as well as the near-infrared fluorescent proteins iRFP670 and iRFP713. To achieve this goal, we established a reference for reporter expression by constructing and assaying plasmids with an arabinose-inducible promoter and genes for the reporters. Then, we constructed plasmids with the same reporters, but with promoters responsive to nitric oxide and hypoxia, the two conditions indicative of gut inflammation in both mice and humans. Future studies include co-culturing and testing the engineered bacteria with colon cancer cells, and developing new constructs to enable bacteria to report in the presence of malignant tumors. Photoacoustic imaging provides a non-invasive alternative for the detection of cancer and internal inflammation; success in this investigation would create new opportunities for infectious disease research.

Ryerson Toronto

Cyanobacteria as a Platform for Dye Production

Country

North America - Canada

Section

Undergrad

Track

Manufacturing

Poster

Zone 1 - #7

Presentation

Saturday - Room 310 - 11:30 am

Cyanobacteria inhabit a range of environments and exhibit an array of biogeochemical specific processes as they capture light and concentrate CO₂ into biomass. They can be installed in a variety of location and can actually thrive in wastewater and assist in bioremediation. Like many molecules explored in materials applications, dye-stuffs are challenging to synthesize because of low yields over several expensive synthetic steps. Interestingly, dye motifs are produced in cyanobacteria in the form of tetrapyrrolic dyes motifs including; heme, chlorophyll and phycocyanobilin (PCB), where PCB proteins have also been utilized in immunoassay kits. In fact, the biosynthesis of PCB is an attractive pathway to manipulate owing to the potential to prepare a myriad of tetrapyrrolic derivatives. These derivatives, have been studied extensively for light-based applications and the ability to genetically direct the bacterial synthetic machinery would be significantly beneficial towards CO₂ sequestration, and the production of low-cost dyes.

Saint Rose School A

The CoTracker

Country

Latin America - Chile

Section

High School

Track

High School

Poster

Zone 3 - #178

Presentation

Sunday - Room 304 - 11:30 am

Many people die every year due to Carbon monoxide poisoning, because it is present in different sources such as fires, businesses, and houses with heating systems. Currently there are only electrochemical detectors that sense the presence of this gas, however, we propose a biological detector that is easy to use, it has sensors based on promoters that detect levels of CO, features from the *R. rubrum* proteobacteria, which makes use of carbon monoxide as its main energy source. Through synthetic biology is possible to transfer these characteristics to other organisms such as *E. coli*, which in nature has no connection and the transfer of its genetic information is incompatible with this, allowing for innovative advances in scientific applications such as the generation of a biological CO detector to later incorporate this system into an accessory.

Saint Rose School B

Bio-Lignin, a solution for the paper industry

Country

Latin America - Chile

Section

High School

Track

High School

Poster

Zone 3 - #149

Presentation

Sunday - Room 304 - 9:00 am

Currently it has been detected that the bleaching process in the paper industry generates most of the pollution and environmental issues that we know today, the main goal in the bleaching process is the elimination of the lignin out of the paper, having chromophore groups, responsible of a brown coloration on the unbleached paper pulps; it has been created different process decreasing the polluting factor, but has not been totally eliminated. In this investigation we propose the genetic modification of the yeast *Saccharomyces cerevisiae* as a lignin degradative organism at contact with the cellulose which we can accomplish with a gene called Lignin Peroxidase, an enzyme that oxidizes substructures not phenolic of the lignin, removing an electron from this and generating cationic radicals which are attacked enzymatically, in this way in order to produce a biological bleaching method that allows reducing contaminants residues from the paper industry.

SCAU-China

aSTARice -- astaxanthin biosynthesis in rice endosperm

Country

Asia - China

Section

Undergrad

Track

New Application

Poster

Zone 4 - #181

Presentation

Friday - Room 310 - 9:30 am

Astaxanthin is a naturally-occurring keto-carotenoid found in microalgae, salmon, shrimp, crustaceans, and the feathers of some birds. It provides the red color of salmon meat and cooked shellfish. Because astaxanthin is a powerful antioxidant with great value in medical and health care, it is meaningful to make astaxanthin an accessible health product. Currently, the industrial ways to produce astaxanthin are extract from microalgae *Haematococcus pluvialis*, *Phaffia* yeast, shrimp processing waste and chemical product. However these ways aren't safety enough and the purification is difficult. While higher plants are supposed to be an efficient and safe bioreactor to produce astaxanthin, because it has advanced protein processing system to produce complex product. So we think about using higher plant to produce astaxanthin. In our project, we take rice endosperm as the bioreactor of astaxanthin production, and use a technique called multiple-gene metabolic engineering to specifically express astaxanthin in rice endosperm. In this way, rice endosperm can produce and store astaxanthin.

SCSU-New Haven

One Breath One Result : Detecting Tuberculosis using Volatile Organic Compounds

Country

North America - United States

Section

Overgrad

Track

Diagnostics

Poster

Zone 1 - #28

Presentation

Friday - Room 310 - 3:30 pm

An active Tuberculosis infection causes various volatile organic compounds (VOC) to be produced. One VOC is 1-Methylnaphthlene which can be broken down and used to activate the Naphthalene Regulator transcription factor (NahR) native to *Pseudomonas putida*. Using two mutants of NahR we can produce a sensitive switch with a positive feedback loop ensuring small traces of VOC found in the breath can be detected. Our device consists of four parts. The Degrader, an operon which breaks 1-Methylnaphthlene into 3-Methylsalicylate. The Detector, which contains NahR and Psal, a promoter requiring NahR and 3-Methylsalicylate for activation. The Degrader and Detector work in conjunction to turn on the production of the next two parts. The Feedback loop codes for a mutant of NahR that can activate Psal alone. Lastly, the Reporter produces tyryptophanase which in the presence of enzymes from the Degrader will produce indigo, an insoluble dye compound.

SCU-China

Look What They've Done To My Shoes!

Country

Asia - China

Section

Undergrad

Track

New Application

Poster

Zone 1 - #39

Presentation

Friday - Room 311 - 4:00 pm

Foot odor and athlete's foot are close 'friends' of human beings and lead to daily problems. This year, we designed an innovative insole called 'Comfortable' to prevent them with two strains of engineered E.coli, whose names are 'Rihanna' and 'Drake' respectively. Vhb gene is involved in both strains to enhance their growth ability in tough environment and some genes in two strains are knocked out to keep the strains themselves odorless. In strain 'Rihanna', antimicrobial peptide CecropinXJ is supposed to be released and attack pathogens after foot temperature inducement. In strain 'Drake', liv operon/polyleucine peptide/aminocyl-tRNA and aarC are expected to remove the malodor in shoes. This insole has specialized structure and proper material to make sure the successful diffusion of substrate, the availability of microorganism growth and the biosafety. Furthermore, we did a lot of modeling works, and we hope our product will be available on the market some day.

SCUT-China A

Sulfur killer An Engineering Bacteria Strain for Highly Effective Biodesulfurization

Country

Asia - China

Section

Undergrad

Track

Environment

Poster

Zone 5 - #251

Presentation

Saturday - Room 306 - 9:00 am

As we know, the consumption of oil one of the most important fuels in the world, has caused many serious environmental issues including acid rain, which has caused serious damage to the buildings, plants, and animals and so on, mainly due to the sulfur element contained in the oil. To reduce the destruction of sulfur, many traditional desulfurization methods have been studied and applied on industrial desulfurization, such as Oxidative desulfurization and hydrodesulfurization. But these methods have many shortcomings such as the poisonous gas products and high cost at energy. To compensate for weakness in the traditional desulfurization, we decide to adopt the biodesulfurization method, which is far more environmental and energy-saving. In order to meet our expectation, we are devoting to highly effective biodesulfurization through 4s-pathway by using engineering bacteria.

SCUT-China B

**Lung Cancer Targeted Killer:
inducing appotosis of lung
cancer cells via tumor specific
CRISPRi/a system**

Country

Asia - China

Section

Undergrad

Track

Therapeutics

Poster

Zone 5 - #256

Presentation

Saturday - Room 306 - 11:30 am

Many studies indicated that the apoptosis of cancer cells could be induced by increasing the outer mitochondrial membrane permeability (OMMP). Meanwhile, the activities of bax and bcl-2 can change OMMP, releasing cytc from mitochondria to cytoplasm. Cyt c leakage supports the formation of apoptosome, in turn leading to cell apoptosis. Therefore our project proposes to induce targeted apoptosis of lung cancer cells through regulating bax and bcl2 expression by tumor specific CRISPRi/a system.

SDSZ China

**Penitector - Detecting
Penicillin through Enzymatic
Activity of PBP5**

Country

Asia - China

Section

High School

Track

High School

Poster

Zone 4 - #222

Presentation

Saturday - Room 304 - 10:00 am

Our project aims at speeding up while lowering the cost of antibiotic detecting methods for milk. We take β -lactams as the target, and implement a penicillin binding protein, which recognizes all β -lactams, in our testing device. First, we improve the ELISA method with a competitive binding reaction, in which the penicillin (or other β -lactams) on the plate and in the testing sample compete to bind with GFP-PBP5(penicillin binding protein 5). We can then measure the concentration of penicillin by measuring the fluorescence intensity on the plate. To even further reduce the cost and strengthen the sensitivity of the test, we create a test paper by binding our fusion protein CBD (cellulose binding domain)-PBP5 to filter paper. When the paper is dipped in milk, the presence of β -lactams alters PBP5's enzymatic activity, and we measure it by electric conductivity test, which indicates the concentration of β -lactams in this sample.

SDU-Denmark

Bacto-Aid

Country

Europe - Denmark

Section

Overgrad

Track

Therapeutics

Poster

Zone 5 - #268

Presentation

Friday - Room 312 - 2:30 pm

WHO estimates that antimicrobial resistance will cause 10 million premature deaths by the year 2050, exceeding cancer related deaths. The amount of antibiotics used worldwide creates a selective pressure on bacteria to evolve and share counter measures towards antibiotics, eventually rendering us defenseless even against simple infections. Our solution focuses on infections that occur in wounds which today are treated with band-aids and antibiotic therapy. We are working on a preventive band-aid consisting of recombinant spider silk with integrated antimicrobial peptides, thereby reducing the need for conventional antibiotics. We use spider silk due to its angiogenetic properties and proliferative effect on keratinocytes. The silk with the antimicrobial peptides will be attached to the plastic polymer, poly- β -hydroxy butyrate (PHB), with which our entire construct becomes biodegradable and immune-neutral. Our project, Bacto-Aid, faces the growing problems of plastic pollution and evolution of resistant bacteria.

ShanghaitechChina

Solar Hunter

Country

Asia - China

Section

Undergrad

Track

New Application

Poster

Zone 1 - #40

Presentation

Friday - Room 302 - 1:30 pm

The biofilm bacteria live in is often a nasty element in many areas such as bio-fermentation industry and waste treatment, since the tangled biofilm usually coheres to surfaces rather firmly. However, its tight cohesion can be exploited as an immobilization platform for biological interactions. Our project chooses CsgA, the self-assembling monomer of the curli fiber in *E. Coli* biofilm to immobilize quantum dots and hydrogenase. Quantum dots transform photons into electrons, which is consumed by hydrogenase to produce hydrogen. To realize the platform, we add tags, Spy-catcher and His-tag to the CsgA subunit, and Spy-tag to hydrogenase. The Spy system creates binding between the biofilm and the enzyme, while the His-tag on the biofilm binds quantum dots. The tangled biofilm builds the proximity that the two parts need to interact. Furthermore, in terms of efficiency, we established different variations of the system to find the most suitable enzyme-semiconductor hybrid network.

ShanghaiTechChina B

Gut Adventure of Agent Gutrio

Country

Asia - China

Section

Undergrad

Track

Therapeutics

Poster

Zone 1 - #30

Presentation

Sunday - Room 312 - 11:00 am

Currently, treating bowel disease is like an impossible mission. Hereby, we intend to create a magic agent Gutrio (a combination of GUT and the adventurer MARIO) which will lock on targets, adjust its weapon type and even call reinforcements in order to accomplish its mission. Be specific, we take inflammatory bowel disease as an example, and create an biological agent that is capable of a series of manipulated action, including detection, quorum sensing, healing and terminating themselves after the mission. Then we will send Agent Gutrio to start a remedial journey in fighting human bowel disease. We may shield this agent with designed 'warship' if necessary. The molecular bullet in our demo is epidermal growth factor as well as a combination of these molecules and biofilms. We hope this novel approach will be efficient for treating IBD and can be applied as a platform for treating other diseases as well.

Sheffield

Iron & Blood: Using synthetic biology to develop a tool to diagnose bacterial infections

Country

Europe - United Kingdom

Section

Undergrad

Track

Diagnostics

Poster

Zone 3 - #174

Presentation

Friday - Room 306 - 11:00 am

Antibiotic resistance has been declared by the World Health Organisation as 'one of the biggest threats to global health'. Over-prescription of antibiotics is a major issue promoting antibiotic resistance. We have designed a device that aims to rapidly distinguish bacterial infections, thereby preventing mis-prescription of antibiotics. In the war for iron, bacteria produce siderophores that scavenge Fe^{3+} from blood. In response, the immune system produces lipocalin-2 which sequesters siderophores. Lipocalin-2 levels can increase 5-fold during a bacterial infection. Our device detects this difference by utilising Fur, an iron-dependant repressor regulating levels of RyhB which acts as an inverter repressing GFP, our reporter protein. Therefore, bacterial infection results in a weak GFP signal in contrast to a strong signal in patients without bacterial infection. With our device, we potentially have the capability of rapidly determining the presence of any bacterial infection, enabling us to combat the mis-prescription of antibiotics.

Shenzhen SFLS

HCV Hunter: A Paper-based HCV Detection Method

Country

Asia - China

Section

High School

Track

High School

Poster

Zone 2 - #87

Presentation

Friday - Room 304 - 2:00 pm

Hepatitis C is an infectious disease found worldwide caused by the hepatitis C virus (HCV) that primarily affects the liver. The need for effective early-stage detection methods is urgent. However, due to defects such as complexity and high cost, the promotion of current methods is hindered. Thus, we come up with a new type of low-cost and high-sensitivity testing method. Freeze dried on paper with cell-free expression system, each plasmid consists of a strong promoter, a toehold switch and a downstream reporter gene, functioning as a biosensor. The reporter gene is activated only when a specific sequence of HCV RNA binds the toehold switch, and therefore enabling qualitative and quantitative assay of HCV. Our method has great advantage in sensitivity and the range of application, providing accurate information for subsequent treatment.

SJTU-BioX-Shanghai

Real-time Yeast Biosensor for Early Diagnosis

Country

Asia - China

Section

Undergrad

Track

Diagnostics

Poster

Zone 5 - #257

Presentation

Sunday - Room 309 - 1:30 pm

Although our medicine field has witnessed great progress in the past few decades, most people are still less motivated to attend a physical examination, which is critically important for the early diagnosis of various disease. Privacy, convenience and expense are the leading considerations in deciding to set off for a test. So it's extremely promising to establish an easy-to-use and real-time device which renders carrying out physical examinations domestically possible. Yeast is ideal as a candidate biosensor for it can serve as a chassis for higher-eukaryotic sensing modalities (e.g. G-protein-coupled receptors, GPCRs) which means it can be engineered to monitor diverse disease biomarkers, more importantly, it can be made in 'active dry' form cheaply and stored for long periods of time so that people can store it in a refrigerator at home. Our team engineered *Saccharomyces cerevisiae* to detect the level of disease biomarkers and made diagnostic suggestions.

SJTU-Software

iMAPiGEMers' Management and Alliance Platform

Country

Asia - China

Section

Undergrad

Track

Software

Poster

Zone 4 - #205

Presentation

Sunday - Room 311 - 11:30 am

iGEM encourages communication and cooperation among teams, but the existed communities can't satisfy all the demands. So we create iMAP(iGEMers' Management and Alliance Platform). Python is used to construct the framework. CSS and JS are used to developed it with complement of HTML. iMAP supports chatting, Cloud hosting, activity releasing, assignment distributing, experiments managing and database searching. This platform enables the official to release information, PIs and group leaders to allocate assignments and check the progress, team members to deliver HP messages, share relevant literature on Cloud, and find teams nearby or work on the same research direction and communicate with other teams through instant chatting feature, which can make it more efficient to manage the progress and easier to contact others. With improvements of this platform, the intelligent map and the accumulation of the cloud, iMAP will be a practical platform to assist iGEM for all iGEMers.

Slovenia

Sonicell

Country

Europe - Slovenia

Section

Overgrad

Track

Foundational Advance

Poster

Zone 5 - #238

Presentation

Saturday - Room Ballroom A - 1:30 pm

Synthetic biology opens exciting perspectives to design and apply regulatory circuits to control cellular response. Transcriptional regulation may be too slow for therapeutic or diagnostic applications. Several medical doctors and researchers that we consulted stressed the wish for a faster response. Therefore we decided to select as the challenge to design faster responsive cellular circuits. The system we aim to design is composed of the sensing module, which may be triggered by selected molecules, light or other signals; a processing module, which combines different inputs based on protein modifications and interactions and an output module, to provide rapid release of the selected proteins from cells, with a target specification to achieve a response within minutes rather than within hours and days, characteristic for current mammalian cell circuits. We expect that the proof of principle of the designed system and newly designed components may provide important foundational advances for synthetic biology.

SMS Shenzhen

iWound: Your personal health care taker

Country

Asia - China

Section

High School

Track

High School

Poster

Zone 5 - #263

Presentation

Friday - Room 306 - 3:30 pm

Our personal health care taker E.coli expresses two proteins SDF-ELP and LL37 which can significantly promote chronic skin wound healing. Chronic skin wounds are characterized by poor re-epithelialization, angiogenesis and granulation. SDF (topical stromal cell-derived growth factor-1), though found effective to re-epithelialization, is rapidly degraded by high levels of protease around wounds. To solve this issue, we fuse SDF1 to ELP(elastin-like peptides) that can aggregate to form nanoparticles so to prevent against proteolysis and promote neovascularization, resulting in much faster re-epithelialization of chronic skin wounds. We also add an antimicrobial peptide LL-37 to avoid infection by preventing a wide range of bacteria growth. To enable our health care taker to be used by everyone, we devise a super-convenient product which only needs 4 simple steps 'AAPH'(Add. Add. Press. Heat.) for people to get the final curing proteins.

SRM Chennai

OncoTracers

Country

Asia - India

Section

Undergrad

Track

Diagnostics

Poster

Zone 5 - #245

Presentation

Saturday - Room 302 - 9:00 am

The worldwide Cancer death in the year 2012 was around 8.2 million and, by 2030, 13 million deaths are predicted. As per existing records 60% of the rural people in India think that Cancer detection and cure, costs an arm and a leg and is time consuming. MALAT1 (Metastasis Associated Lung Adenocarcinoma Transcript1) is associated with around 15 different types of Cancer. The elevated expression of this gene is correlated with the poor overall survival of the patients. In our project, we strived to develop a minimally invasive Cancer diagnostic chip to enable cost and time efficient detection. The MALAT1 was amplified using E.Coli Plasmids. The chip is equipped with markers to produce fluorescence when encountered with the sample containing MALAT1. Based on its intensity range, particular stage of Cancer can be detected and suitable treatment can be provided. The developed diagnostic chip will revolutionize the so followed Cancer detection techniques.

Stanford-Brown

Towards a Synthetic Bioballoon

Country

North America - United States

Section

Undergrad

Track

Manufacturing

Poster

Zone 2 - #107

Presentation

Friday - Room 312 - 4:00 pm

Atmospheric exploration, both on Earth and beyond, requires putting instrumentation into those atmospheres. Traditionally balloons have been ideal tools for atmospheric research: to track weather patterns, wind patterns, and to monitor atmospheric composition. Our team is working to create a completely biological balloon that is light, that is potentially biodegradable, and that can be both continuously and sustainably produced. To make the balloon itself, we are engineering bacteria to produce membrane polymers with different properties. To inflate the balloon, we are using algae to produce biological hydrogen to fill the balloon. To increase balloon durability, we are looking for biological ways to make our materials radiation resistant. Finally, to functionalize our balloon we are creating biological temperature and small molecule sensors. When combined to form a biological balloon these projects could create a completely novel category of scientific instrument: cheap, light, durable, and useful.

Stockholm

SMITE - Spider silk Mediated Infection Treatment

Country

Europe - Sweden

Section

Overgrad

Track

Therapeutics

Poster

Zone 2 - #124

Presentation

Saturday - Room 311 - 1:30 pm

Chronic wounds are an increasing burden to global health; 1-2% of individuals in Europe and the US will be affected in their lifetime by an injury which heals poorly, or not at all. Current treatments rely heavily on antibiotics and debridement of the wound's biofilm which have proven to be ineffective and contribute to widespread antibiotic resistance. iGEM Team Stockholm 2016 aims to tackle these issues with a novel spider-silk-based wound healing technology. Spider silk, a biodegradable and non-immunogenic material, will serve as a scaffold for attachment of anti-microbial 'combat enzymes'. They will be conjugated to the silk using a transpeptidase - Sortase A - and are intended to target key components of the biofilm formed by *Staphylococcus aureus* on wound surfaces. With this multi-targeted approach, we hope to develop a proof-of-concept system for the management of chronic wounds, envisioning future adaptations for a variety of medical and non-medical applications.

Stony Brook

Engineering Yeast to Develop a Novel Detection Method for the Pancreatic Cancer Biomarker Glypican-1

Country

North America - United States

Section

Undergrad

Track

Diagnostics

Poster

Zone 1 - #60

Presentation

Friday - Room 302 - 10:00 am

Pancreatic cancer continues to have high mortality rates due the inefficiency of currently existing screening methods and treatments. Recent discoveries have demonstrated the heparan sulfate proteoglycan Glypican-1 (GPC1) as a more predictive biomarker for pancreatic cancer than the previously studied marker CA19-9. Additionally, GPC1 has been found to be present on exosomes in human blood serum before tumorigenesis. This project aims to use a biological system in *S. cerevisiae* to detect this biomarker via expression of the human Cripto-1 (CR-1) transmembrane protein, a known binding partner of GPC1, as well as c-Src, a mitogen activated kinase. Binding of GPC1 to CR-1 leads to subcellular phosphorylation and activation of human c-Src kinase, resulting in downstream induction of the MAPK pathway. Through validated expression of CR-1 and increased phosphorylation of c-Src, this project aims to expand the potential for development of a non invasive biological sensor for early pancreatic cancer detection.

SUSTech Shenzhen

Cearll's Secret

Country

Asia - China

Section

Undergrad

Track

Foundational Advance

Poster

Zone 4 - #195

Presentation

Saturday - Room 309 - 9:00 am

Audiogenetics is a useful tool for high-efficiency cell regulation. Compared to chemical genetics, it stimulates cells with better precision and less toxicity. Furthermore, signals are conveyed to target cells with little delay, leading to a shorter response time. To achieve our goal, membrane mechanosensitive channels (TRPC5 and Piezo) are chosen as receptors. Fluorescent calcium indicator (R-GECO) is employed to indicate cytoplasmic calcium level. Nuclear factor of activated T cells (NFAT) and YFP are used as downstream indicators to quantify the regulatory abilities. Microfluidic channels are also utilized in the pre-study in which shear stress, similar to sound waves, is applied on the cell surface as signal input to explore the basic parameters. A sound generator is constructed to test whether sound can trigger the channels as expected. Additionally, we use directed evolution to improve channels' selectivity for specific sound frequency and their sensitivity to sound of lower intensity.

SVCE CHENNAI

LACTOSHIELD

Country

Asia - India

Section

Undergrad

Track

Food & Nutrition

Poster

Zone 5 - #253

Presentation

Sunday - Room 309 - 12:00 pm

Milk, a rich source of nutrition has over 6 billion consumers worldwide, but still doesn't have a method for preventing its spoilage in unpacked state at ambient temperature. The current method of extending the shelf life of unpacked milk includes refrigeration which relies on supply of electricity. Here in, we propose to use short cationic antimicrobial peptides (scAMPs) containing alternating repeats of arginine and tryptophan as a preservative. We aim to genetically engineer *Bacillus subtilis* to produce scAMPs and safely deliver them using a novel sachet system regulated by temperature of the milk. The positive charge of arginine and the lipophilic nature of tryptophan in scAMPs will ensure disruption of the microbial cell wall and prevents milk spoilage. The outcome of the project will have a high impact in developing and under developed nations where electricity is scarce.

Sydney Australia

FRES(H)

Country

Asia - Australia

Section

Undergrad

Track

Food & Nutrition

Poster

Zone 2 - #115

Presentation

Saturday - Room Ballroom A - 10:00 am

According to Avocados Australia, the majority of damage to avocados occurs at the store level from people squeezing the fruit to test for ripeness. However, this sort of damage is not just isolated to avocados; so how else can we confidently predict the ripeness of fruit before buying it? iGEM USYD 2016 introduces FRES(H): a sticker that can 'sense' the ripening hormone ethylene being produced by a piece of fruit. The sticker is a cell-based biosensor containing *E. coli* that express two *Mycobacteria* proteins. The first, a protein kinase, detects ethylene and phosphorylates the second protein, a response regulator. This interaction causes transcription of a chromoprotein, producing a bright blue colour. Through calibrating the sensitivity of the system, a whole range of ethylene levels can be detected, empowering fruit lovers with the knowledge they will be eating the freshest fruit every time.

SYSU-CHINA

Cyclebow

Country

Asia - China

Section

Undergrad

Track

Therapeutics

Poster

Zone 2 - #66

Presentation

Saturday - Room 311 - 9:30 am

A lack of techniques to figure out cells undergoing different number of cell-cycle in their lineage has limited our ability to evaluate the efficiency of stem cell therapy and investigate the mechanism behind it. Here we describe Cyclebow, a system for labeling cells undergoing different number of cell-cycles after a specific state in the lineage based on cyclic promoters combined with recombinases and fluorescent proteins. We intend to demonstrate imaging of up to three cell-cycles in a specific lineage, which can help tracking the proliferation, differentiation and migration of stem cells in vivo.

SYSU-MEDICINE

MSCavalry: MSCs of Next Generation

Country

Asia - China

Section

Undergrad

Track

Therapeutics

Poster

Zone 2 - #113

Presentation

Friday - Room 312 - 2:00 pm

With great power to suppress adaptive immune system as well as innate immune system, mesenchymal stem cells (MSCs) are promising candidates for cell-based therapy to treat inflammatory diseases, such as IBD, encephalitis, etc. However, clinical trials of MSCs have demonstrated that only a few MSCs can indeed arrive at the inflamed tissue after systematic administration and exert their immunomodulatory function due to the inefficient homing ability of MSCs. This year, MSCs of next generation are coming. In our project, we will 1) Empower MSCs with a series of chemokine receptors in order to ensure its effective homing. 2) Introduce several kinds of positioning system, such as luciferase to locate in vivo MSC and assure their arrival at the inflamed tissue. 3) Design a switch to kill MSCs when they differentiate into other types of cells. Finally, we will confirm our engineered MSCs in animal models, such as IBD and DTH.

SYSU-Software

CRAFT Community-based Retro-synthetic Analysis Functional platForm

Country

Asia - China

Section

Undergrad

Track

Software

Poster

Zone 5 - #247

Presentation

Sunday - Room Ballroom A - 2:30 pm

Genetic circuit design based on targets and chassis choosing are two obstacles concerned in complex synthetic system design, which are time-consuming and convoluted with repetitive experiment and trial to determine the appropriate circuit. To address these problems, we developed Community-based Retro-synthetic Analysis Functional Platform (CRAFT), an open and self-acting software for user to customize their own circuit from base sequence level. CRAFT mainly consist of two closely interconnected modules, the automatic selection system, excogitating and choosing the most appropriate circuits and chassis species conform to user's demand based on flux balance analysis (FBA), and the experimental scheme auto-generation system, providing standard protocol and unique data frame for previously selected pathways and chassis species, modifying FBA model with experiment data. In conclusion, our software have developed a more precise and self-revise system, integrating software design and experiment realization more closely, making complex synthetic system design accessible and practical.

SZU-China

Light Hygician

Country

Asia - China

Section

Undergrad

Track

Energy

Poster

Zone 4 - #217

Presentation

Sunday - Room 310 - 3:30 pm

Hydrogen energy, is of great potential in the future with its zero-emission and high-efficiency. However, the fact that few efficient and environment-friendly methods for hydrogen production constrains its application. Therefore, our team develop a biological production way, using the green algae - *Chlamydomonas reinhardtii*. Since the hydrogenase activity will be inhibited in absence of oxygen and the algae can't stop photosynthesis forever, we design a switch altering between 2 states in which light wavelength serves as extraneous inducible factor. In specific alternation, we utilize miRNA targeting the expression of key protein in photosynthesis, so we can select the hydrogen-production switch by regulating miRNA. In our design, we utilize Yeast-Two-Hybrid system and light-mediated fusion protein constructing a gene circuit where microRNA can regulate the specific downstream protein expression, and finally keep algae producing H₂. In this way, the blue light switch regulate *chlamydomonas* producing intermittent hydrogen efficiently, acting as blue-flame bubbling.

TAS Taipei

Counteracts: Non-invasive Prevention and Treatment of Cataracts

Country

Asia - Taiwan

Section

High School

Track

High School

Poster

Zone 1 - #23

Presentation

Friday - Room 312 - 10:00 am

Cataracts, the clouding of the lens, cause half of the world's blindness. Most cataracts are age-related and arise when crystallin proteins in the lens become oxidized and aggregate over time. Surgery is currently the only recognized treatment to effectively cure cataracts, but this method is expensive and invasive. Therefore, we formulated a natural and non-invasive alternative. In the eye, a natural antioxidant glutathione (GSH) produced by the enzyme glutathione reductase (GSR) exists to combat oxidation, but GSH levels decrease with age. Studies have also suggested that another enzyme 25-hydroxylase (CH25H) can convert cholesterol in the eye into 25-hydroxycholesterol (25HC), which reverses crystallin aggregation. We expressed and purified GSR and CH25H for the prevention and treatment of cataracts, respectively. To deliver these proteins through the cornea and into the lens, we engineered biodegradable chitosan nanoparticles, thus creating a natural and non-invasive alternative to surgery.

TCU Taiwan

Chromo Diabetector

Country

Asia - Taiwan

Section

Undergrad

Track

Diagnostics

Poster

Zone 2 - #117

Presentation

Friday - Room Ballroom A - 2:00 pm

Diabetes has become an epidemic disease in the world, especially in developed countries. People who are overweight and lack of exercise have a high risk of developing Type II diabetes. In this era, quite a few people neglect to check about their disorder of their condition - diabetes among of them. Having known this problem, Our team (TCU_TAIWAN) wants to warn the people to detect diabetes in the early stages before it advances further, especially for those who never take any diabetes test before. Our goal is to develop self-detection in order to make it more convenient. This product can be obtained everywhere because the material that we used to achieve our goal is not very expensive. Also, our diabetes detector is easy to use, so that everybody can check whether they have diabetes or not. .

TEC GenetiX CCM

Toximon

Country

Latin America - Mexico

Section

High School

Track

High School

Poster

Zone 4 - #210

Presentation

Sunday - Room 304 - 10:00 am

In the 21st century most of the materials we use are made of plastics. From car chassis to food containers, these materials revolutionized the world; but are they innocuous? Recent studies demonstrate that they release toxins, such as BPA, when they're exposed to high temperatures (Gonzales 2011, p.62). This fact creates a conflict within our society in terms of health issues and environmental problems. The goal of our project is to inactivate the toxins and facilitate the cleaning of residual water and polluted water bodies. The idea is to transform a bacteria with plasmids containing the human genes TBG and TTR which will produce transport proteins. These proteins would bind to toxins released by plastics (BPA, phthalates, PCB, PBDE) bioaccumulation them in order to facilitate their removal. González, G. L., et al (2011). Toxicidad del Bisfenol A (BPA): migración desde los envases a los alimentos. Salud Pública, Dezembro.

Tec-Chihuahua

Myxobacteria as biological control in cultivations

Country

Latin America - Mexico

Section

Undergrad

Track

Environment

Poster

Zone 1 - #51

Presentation

Saturday - Room 306 - 9:30 am

Phytopathogens are a great problem concerning agriculture, and frequently lead to great economic losses. Although chemical pesticides and fungicides have been used against these pathogens, they often result in the accumulation of toxic compounds or increase the resistance of the pathogens. This is why biocontrol using microorganisms has become a viable alternative. Myxobacteria are a common and diverse group of bacteria largely fed through predation, able to produce a wide range of secondary metabolites. The fungal antagonisms may be due to competition for nutrients or the production of antifungal compounds. The aim of this investigation is genetically engineer Myxobacteria mainly to enhance their antifungal capabilities and increase their temperature resistance. We intend to isolate phytopathogenic organisms from damaged alfalfa crops nearby Chihuahua city, and prove the efficiency of our modified bacteria making confrontations between them. We also want to broaden the impact in affected crops such as chilli and potato.

TEC-Costa Rica

Prostal: Diagnosis of Prostate Cancer by Fluorescent Protein

Country

Latin America - Costa Rica

Section

Undergrad

Track

Diagnostics

Poster

Zone 3 - #161

Presentation

Sunday - Room 309 - 2:30 pm

In Costa Rica, a man dies of prostate cancer every 27 hours in average, mainly because of late diagnostic. This compelled us to design a new diagnostic method using molecular techniques. For this, we use dCas9, inactive variant of *Streptococcus pyogenes* Cas9, to bind to an RNA biomarker found in the urine of men with prostate cancer. This dCas9 is engineered with a protease, which is released when the Cas9 binds to the biomarker RNA, due to a conformational change. The released protease cleaves a fluorescent protein-quencher dimer, thus allowing the FP to fluoresce and generating a measurable signal.

Tec-Monterrey

Enhanced bioleaching of electronic waste with engineered bacteria: *Acidithiobacillus thiooxidans* and *Chromobacterium violaceum*.

Country

Latin America - Mexico

Section

Undergrad

Track

Environment

Poster

Zone 2 - #116

Presentation

Sunday - Room Ballroom A - 12:00 pm

The modern lifestyle of a growing population increasingly relies on electronic equipment. As a result, the amount of discarded electronics (e-waste) is rising worldwide. The costs of proper collection and recycling of e-waste may exceed the revenues generated from the recovered materials, due to the complexity of separating them. We propose a synthetic biology approach in *Acidithiobacillus thiooxidans* and *Chromobacterium violaceum* to enhance metal recovery from e-waste in a three-step bioleaching process. First, the enzyme TetH will be overexpressed in *A. thiooxidans* in order to enhance leaching of copper, iron, and tin. Then, *C. violaceum* will leach gold and silver. Cyanide is responsible for this leaching activity, and the enzymes that produce it will be expressed under the control of a gold sensitive promoter. Overexpression of a cyanide-degrading enzyme will reduce toxicity. Implementing a voltaic cell in the final stage will allow precipitation of the previously recovered metals.

TecCEM

Fractos: Endolysin-powered antimicrobial system for selective lysis of *Acinetobacter baumannii*

Country

Latin America - Mexico

Section

Undergrad

Track

New Application

Poster

Zone 3 - #157

Presentation

Sunday - Room 310 - 11:00 am

Acinetobacter baumannii is a pathogenic, opportunistic bacterium responsible for infections in hospital environments, mainly amongst patients at ICUs. Nowadays, it has drawn major attention given its ability to acquire resistance to commonly used antimicrobial agents. Due to the widely-spread resistant mechanisms among microorganisms, antibiotics have lost their efficiency at eliminating pathogens up to the point of being non-efficient at all in the treatment of certain infections. TecCEM 2016 team is developing a novel, specific method to avoid *Acinetobacter baumannii* proliferation onto nonliving surfaces through cell wall lysis, as an alternative to current antimicrobials that promote antimicrobial resistance development. The use of endolysins ensures the elimination of the pathogen of interest, as specificity for *Acinetobacter baumannii* increases its efficiency. The purpose of formulating a disinfectant driven by endolysins is the sanitization of surgery and nursery equipment as well as furnishing, and other objects that are potential transmission vectors for *Acinetobacter baumannii*.

TecCEM HS

Rapid test for HPV diagnosis via riboswitch technology

Country

Latin America - Mexico

Section

High School

Track

High School

Poster

Zone 3 - #173

Presentation

Saturday - Room 304 - 4:00 pm

Early detection of sexually transmitted diseases is of major importance given the broad range of consequences they have on public health. Human Papilloma Virus (HPV) has raised concern throughout Mexico because of its incidence. The virus has been characterised and documented at the genetic and proteomic levels, but given its pathophysiology during infection, diagnosis at early stages is somewhat complicated and unusual, particularly because of the absence of symptoms. Moreover, it is of crucial importance as some HPV strains have been shown to correlate with oncogenic outcomes. TecCEM_HS 2016 is developing a rapid test method by using the novelties of riboswitch technology. With careful and appropriate design, bacteria could serve as a signal provider that may give insight into the viral presence by means of fluorescence. The device would thereby provide a money-wise, quick, and reliable way of concluding upon Papilloma's infection, serving as an alert for further physician assessment.

Technion Israel

FlashLab Chemotaxis based microchip for rapid detection

Country

Asia - Israel

Section

Overgrad

Track

Foundational Advance

Poster

Zone 1 - #59

Presentation

Friday - Room 306 - 2:00 pm

Chemotaxis is the movement of bacteria in response to chemical stimuli. This process is mediated by chemoreceptors membrane proteins that bind to substances with high specificity depending on their ligand binding domain (LBD). FlashLab offers a set of tools for harnessing the bacterial chemotaxis system. By replacing the LBD of the E. coli Tar-chemoreceptor with various LBDs, or by inserting a switchable lock and key mechanism into the receptor, chemotaxis can be programmed to respond to a substance of our choice. As an implementation of our system we introduce a novel method for detecting an array of materials, such as pollutants, hormones and allergens. The engineered bacteria are confined to a microfluidics chip; the user simply inserts a sample into the chip and if the matching substance exists, the cells will either move towards or away from the sample forming a visible cluster.

Tel-Hai

GENE THERAPY OF EPITHELIAL BASED ON THE TARGETED DELIVERY OF CRISPR/CAS9 BY A BACTERIAL TOXIN

Country

Asia - Israel

Section

Overgrad

Track

Therapeutics

Poster

Zone 5 - #241

Presentation

Saturday - Room 306 - 12:00 pm

Our team develops a system for the targeted delivery of CRISPR/CAS9 in order to fix Cystic Fibrosis (CF) mutations in the epithelium tissue. A comprised of a CRISPR/CAS9 plasmid linked to the B-subunit protein of the cholera toxin. The pentamer B-subunit is used here as a homing device, since it can bind with high affinity to the various ganglioside molecules present on the cell membrane of all epithelial cells. It has been found that regenerating respiratory epithelial cells of CF patients carry the asialo-GM1 ganglioside. The binding of the B-subunit to its receptor molecules results in the internalization, probably by endocytosis, of the protein, together with its linked cargo plasmid. Once inside the cells, the labile link can be cleaved. The released plasmid is then set free to reach the nucleus where it can be transcribed to his CRISPR/CAS9 components and fix the CF mutation by homologous recombination in vivo.

Tianjin

Plasterinator

Country

Asia - China

Section

Undergrad

Track

Environment

Poster

Zone 2 - #103

Presentation

Friday - Room 309 - 2:30 pm

The accumulation of poly(ethylene terephthalate) (PET) has caused serious environmental problems worldwide. In recent years, biodegradation of PET has gained much popularity among scientists. Two enzymes, PETase and MHETase, were found this March and have much higher activity in degrading PET than any enzyme found before. We aim at improving the yield of these two enzymes by expressing them in fast-growing and well-researched model organisms like *Escherichia coli* and *Saccharomyces cerevisiae*, and we hope to obtain enzymes with higher activity by directed evolution. We build a report and self-regulated system to ensure the stability of our organisms and the production efficiency and activity of enzymes. Furthermore, we construct a co-culture system, in which different enzymes are expressed by separate organisms. We also extend the metabolic pathway in order to utilize the degradation product, TPA, to produce new environmental-friendly substances such as PHA.

TJUSLS China

PETase

Country

Asia - China

Section

Overgrad

Track

Environment

Poster

Zone 1 - #14

Presentation

Saturday - Room 304 - 2:30 pm

TJUSLS China's subject of the competition for this year is the surface display to modify PET hydrolase (PETase). PET hydrolase was found from a kind of microorganism living on PET as the main carbon source. It can degrade macromolecular polymers into monomers. Surface display can reveal the protein whose gene code is coalescing the gene code of target protein or polypeptide with the counterpart of ankyrin on the surface of the host cell wall to harvest the whole cell catalyst. The protagonists of our project, which are PETase and the surface display technology, will act in two aspects. Firstly, create the mutant of PETase in order to improve the degradation efficiency and thermal stability. Secondly, using surface display on the surface of the prokaryotic (*Escherichia coli*) and eukaryotic (*Pichia yeast*) for whole cell enzyme catalysis reaction.

TMMU China

Establishment and application of a novel blue-white markerless integration selection system for *Lactococcus lactis*

Country

Asia - China

Section

Overgrad

Track

Foundational Advance

Poster

Zone 4 - #227

Presentation

Sunday - Room 312 - 2:30 pm

Probiotics are widely applied in food industry, agriculture and biotechnology. *Lactococcus lactis* is a food grade probiotic and generally regarded as safe. It is widely used in synthetic biology. Genes introduced by plasmids usually accompanied by antibiotic resistance genes and are unstable when selection pressure is absent. Genes can also be integrated into the genome but this process is extremely time-consuming. The blue-white screening system is widely used in molecular cloning. We apply this system to select marker free gene integrated strains. DNA of interest replaced the chromosome integrated lacZ gene, which yield white colonies in the presence of X-gal. To demonstrate the utility of this system, we will integrate some ORFs and devices in different length, including salmon calcitonin for the treatment of osteoporosis, Lux operon from *Vibrio harveyi* for *L. lactis* in vivo detection, and Vi antigen of *Salmonella typhi* to make typhoid vaccine.

Tokyo Tech

Snow White

Country

Asia - Japan

Section

Undergrad

Track

Information Processing

Poster

Zone 3 - #163

Presentation

Friday - Room Ballroom A - 11:00 am

'Magic mirror on the wall, who is the fairest one of all?' This is the famous line from 'Snow White.' You have probably heard this one before. As of today, there are many versions of Snow White. Here in Japan, it has the happy ending where Snow White is kissed by her Prince and they live happily ever after. Meanwhile at the end of the common plot, the wicked queen is punished fatally for trying to kill Snow White. Our project recreates some Snow White versions with quorum sensing. We plan to think our project from diversified standpoints which we named 3E: Education, Economy and Ethics. We try to build a more complicated circuit and make a substantial contribution to the advancement of Synthetic Biology.

Tongji Shanghai

**UCNP/C-dot/shRNA complex
serving for lysosome escaping
and cell-targeted apoptosis**

Country

Asia - China

Section

Undergrad

Track

Therapeutics

Poster

Zone 1 - #34

Presentation

Saturday - Room 310 - 4:00 pm

The up-conversion nano particle(UCNP) is a luminescent material which converts 980 nm light into 670 nm light. The carbon dot serves as photosensitizer intakes 670 nm light and brings heat effect, helps lysosome escaping. We joined two materials with SO₂ and transport the complex into the breast tumor cell, start apoptosis by ROS from sodium copper chlorophyllin on C-dot. To solve the anti-apoptosis regulation, we designed gene-targeted shRNA attached onto C-dot. When it enters the cell, the shRNA silences SIRT1 mRNA to accelerate apoptosis. The UCNP complex provides solution of lysosome escaping and has higher efficiency than traditional photodynamic therapy. Further more, it shows high stability and low cell toxicity without light exposition ,to be considered a more advanced solution of breast cancer.

Toronto

**Cell-Free Synthetic Based
Bioactive Paper for Detection
of Gold**

Country

North America - Canada

Section

Overgrad

Track

New Application

Poster

Zone 5 - #250

Presentation

Saturday - Room 312 - 11:00 am

We propose to develop a portable synthetic biological sensor for gold. A biosensor is a device that utilizes genetic circuits to detect and report the presence of specific compounds. Certain naturally occurring bacteria have the ability to sense metals such as iron, zinc, copper, silver, gold and cadmium. By using existing biological pathways, we will develop a cell-free paper-based biosensor that is easy to use, scalable and affordable for detecting gold. Our team will use of the transcriptional activator, GolS, which induces protein expression in the presence of gold ions. Downstream reporter genes will act as visual indicators. Using state of the art machine learning and artificial intelligence methods, our team will engineer a colorimetric analytic tool for interpreting the visual indicators and reporting the presence of gold.

Toulouse France

Paleotilis : Back to the origins!

Country

Europe - France

Section

Overgrad

Track

Environment

Poster

Zone 1 - #53

Presentation

Saturday - Room 309 - 12:00 pm

What if iGEM stepped 18,000 years back? At that time, cavemen painted extraordinary frescoes on the Lascaux cave (France). The cave remained stable until its discovery in 1940, which deeply disturbed its ecosystem. It was closed shortly after mainly because of contamination by fungi that cause colored spots on the paintings. Nowadays, mechanical and chemical solutions are daily used and the cave is still in danger due to their limited efficiency. At iGEM Toulouse, we thought about an innovative biological solution based on the last advances in synthetic biology. It consists in an engineered *Bacillus subtilis* bacterium that develops from bacterial organisms present in the cave. It releases antifungals when in close vicinity of fungi. Since we care about our environment, an inducible riboswitch-based double toxin/antitoxin system was created to prevent DNA transmission and a physical device was designed to confine our strain. "Cave" the date for our presentation!

TP CC SanDiego

Engineering Escherichia coli Capable of Extracellular Secretion of Chitin Degradation Enzymes LbCHI31 and LbCHI32

Country

North America - United States

Section

High School

Track

High School

Poster

Zone 2 - #102

Presentation

Sunday - Room 311 - 2:00 pm

Fungi producing harmful mycotoxins flourish on a variety of widely consumed crops, notably bananas, tomatoes, potatoes, and grains. Such fungal infections significantly reduce sustainability and food production in developing countries, where mycotoxin exposure from lack of advanced food storage are responsible for severe economic losses and 40% of diseases. As such, our team developed regulatable plasmids encoding secretable chitinases that hydrolyse the glycosidic bonds of chitin, a key structural polysaccharide in fungal cellular walls. By fusing LbCHI31 and LbCHI32 chitinase genes with a signal sequence from the alkaline phosphatase *phoA* gene, we successfully generated an *Escherichia coli* line that secretes chitinase specific to *Fusarium oxysporum*, a major pathogenic fungi. LbCHI31 and LbCHI32 expression and extracellular secretion were further quantified through characterization and analysis. This project will provide easily accessible, cost-effective methods for producing effective chitinases to combat fungal infections, thereby increasing crop yield, stabilizing financial growth, and reducing famine globally.

Tsinghua

An in vivo CRISPR/Cas9-based gene mutation surveillance system in *Saccharomyces cerevisiae*

Country

Asia - China

Section

Undergrad

Track

New Application

Poster

Zone 2 - #86

Presentation

Saturday - Room 312 - 3:30 pm

iGEM 2016 team Tsinghua designed and developed an in vivo CRISPR/Cas9-based gene mutation surveillance system in yeast, which can monitor the occurrence of mutations within specific coding sequences and respond by triggering suicide of the monitored cell. It has been reported that with the assistance of PAM-presenting oligodeoxynucleotide (PAMmer) and specifically designed single guide RNA (sgRNA), dCas9 protein can bind to the mRNA of the target sequence while not recognizing the DNA template. Our system has two subsystems, the RNA monitoring system including dCas9, sgRNA and in vivo PAMmer-generating device, and the suicidal gene expression system, which are coupled by a modified dCas9 protein. The dCas9 is equipped with a nuclear localization signal (NLS) sequence, and a transcription activation domain. dCas9 would remain bound to its target mRNA and thus trapped in cytoplasm under normal circumstances, and translocate into the nucleus to initiate suicidal gene expression once a mutation occurred.

Tsinghua-A

Noise Propagation in Parallel Information Channel

Country

Asia - China

Section

Undergrad

Track

Information Processing

Poster

Zone 2 - #88

Presentation

Sunday - Room 311 - 10:00 am

When information flows through gene-regulatory networks, noise is introduced, and fidelity suffers. A cell unable to correctly infer the environment signals from the noisy inputs may be hard to make right responses. But what if the network structure is altered? What if a 'parallel circuit', where independently transcribed monomers assemble into functional complexes for downstream regulation, is in place of a 'series circuit'? Inspired by information theory, we scrutinize noise propagation in parallel information channels, and construct synthetic biology circuit using split florescent proteins and split dCas9 to quantitatively measure the capacity of these information channels. Computation and wet lab work are combined to optimize our understanding of such systems, and to interpret potential biological significance of reoccurring parallel designs in nature.

TU Darmstadt

Colicide Squad - glow before you go

Country

Europe - Germany

Section

Overgrad

Track

Foundational Advance

Poster

Zone 4 - #200

Presentation

Saturday - Room 309 - 10:00 am

As the field of synthetic biology increases and becomes more present in the everyday live the topic of bio safety becomes more important likewise. However, there are no functional safety approaches available from previous years that the teams could easily choose and apply on their current projects. To this end, we want to generate a safety approach to enable all iGEM Teams to work safely with E.coli. A genetic circuit is integrated into the E.coli genome ensuring that genetically modified E.coli cannot survive outside of the required conditions. This genetic circuit is based on the availability of an unnatural amino acid (UAA) which continuously has to be added to the medium. A reporter protein is expressed as the level of UAA in the medium decreases, signaling the low UAA concentration. If the level decreases further, the expression of colicin is induced, resulting in the death of the bacteria.

TU Delft

**The new age of optics:
Creating biological lenses and
lasers to improve imaging
techniques**

Country

Europe - Netherlands

Section

Overgrad

Track

New Application

Poster

Zone 4 - #228

Presentation

Friday - Room 310 - 10:00 am

This project aims to engineer Escherichia coli to make biological microlenses and lasers. To produce microlenses, we express the enzyme silicatein in our engineered cells, which catalyzes polymerization of silicic acid. This results in a biosilica layer around the cell, enabling it to function as a microlens. Additionally, we will create biological lasers to improve current imaging techniques by expressing fluorescent proteins within biosilica-covered cells. A fraction of the photons emitted by fluorescent proteins are trapped inside the cell by the biosilica layer. Once these photons hit other excited fluorescent proteins, stimulated emission occurs. This process results in light with a higher intensity and a narrower color spectrum compared to conventional fluorescence. With our research we hope to contribute to the wide range of applications in the field of bio-optics and enable environmentally friendly and economic production of microlenses with applications varying from smartphones to solar panels.

TU-Eindhoven

Novel small molecule mediated heterodimer and tetramer scaffolds based on T14-3-3 scaffold protein

Country

Europe - Netherlands

Section

Undergrad

Track

New Application

Poster

Zone 1 - #37

Presentation

Saturday - Room 312 - 12:00 pm

iGEM TU Eindhoven has developed new scaffold proteins that can control protein-protein interactions based on the 14-3-3 protein from the Tobacco plant (T14-3-3). In nature T14-3-3 proteins interact with the last 52 amino acids from the plant plasma H(+)-ATPase membrane protein (CT52). This binding is stabilized by the small molecule Fusicoccin, allowing chemically inducible assembly of CT52 on T14-3-3. In addition, CT52 has a free N-terminal end, enabling the attachment of proteins. In order to design new chemically controllable heterodimeric and tetrameric variants of T14-3-3, the Rosetta software package was utilized. These variants were used to bring CT52-fused proteins together on the scaffolds under influence of Fusicoccin, inducing the desired protein-protein interaction. Thus offering a way to chemically control protein-protein interactions. The heterodimeric scaffolds were used to test the viability of a chemically inducible CRISPR/Cas9 system and tetrameric scaffolds to test the viability of a Caspase 9 kill switch.

Tuebingen

FRUit Force - Probiotics Strike Back!

Country

Europe - Germany

Section

Overgrad

Track

Therapeutics

Poster

Zone 5 - #239

Presentation

Friday - Room 309 - 4:00 pm

Hereditary Fructose intolerance is a rare genetic disorder, caused by a deficiency in Aldolase-B, leading to liver or kidney failure after fructose uptake. We will genetically modify the probiotic *Lactobacillus johnsonii* to metabolize fructose and sucrose instead of glucose in order to effectively remove these metabolites. Therefore we will knock out enzymes involved in glucose metabolism and increase the uptake and metabolism of fructose and sucrose. In order to avoid a significant impact on growth rates we will select suitable knock-out targets based on an analysis of in silico models of closely related species. Since cloning is the main work in both our and most other iGEM projects, we want to make cloning faster, easier and cheaper. We will achieve this by creating backbone inserts for a new plasmid series, that will allow the use of negative selection and a novel plasmid purification technique with the iGEM 3A assembly.

Tufts

Toxin Delivery of Cas9 to Mammalian Cells

Country

North America - United States

Section

Undergrad

Track

Therapeutics

Poster

Zone 2 - #96

Presentation

Friday - Room 309 - 3:30 pm

This project aims to develop a delivery platform for the Cas9 genome-editing tool. Cas9 is an RNA guided endonuclease that is revolutionizing the field of molecular biology and is now being applied to therapeutics for the site-specific modification of the genome. One of the major challenges facing CRISPR-Cas9 technology is efficient intracellular delivery and nuclear localization. To this end, we are producing a fusion protein of the NLS-tagged Cas9 endonuclease and an atoxic variant of the *Clostridium difficile* toxin B (aTcdB). The TcdB protein mediates cell penetration by binding extracellular epitopes, entering via endocytosis, and delivering the active toxin component through the endosome membrane. By expressing the Cas9 protein at the N-terminus, and knocking out the toxin's active site residues, the pore-forming component of the aTcdB protein should facilitate intracellular delivery of the CRISPR-Cas9 genome editing platform.

UAM Poznan

Escherichia coli expression systems, promoter and gene optimization.

Country

Europe - Poland

Section

Undergrad

Track

Manufacturing

Poster

Zone 3 - #164

Presentation

Sunday - Room 312 - 4:30 pm

Our group aims to generate sugar-induced expression system for *Escherichia coli*, which consists of promoters induced by arabinose, rhamnose, xylose and melibiose. The system is tightly regulated, provides independent induction of at least two different promoters and can be efficiently blocked by glucose. We have introduced various modifications of promoter sequences to obtain minimal, fully functional promoters, possibly stronger than original versions copied from *E. coli* genome. The modifications include changes in 5'UTR regions, likely ribosome binding sites and secondary structures to evaluate how those features affect translational machinery. We have also focused on open reading frame (ORF) optimization. Using bioinformatic analysis we have created sfGFP and mRFP variants composed exclusively of the most frequent or the rarest codons. We have also designed ORFs to control codon context effects and GC content for evaluation of their influence on translational effectiveness.

UBonn HBRS

Enzymatic Whitewashing - the ecological approach to paper recycling

Country

Europe - Germany

Section

Undergrad

Track

Manufacturing

Poster

Zone 2 - #76

Presentation

Sunday - Room 311 - 9:00 am

Recycling of printed paper has made an indisputable contribution to conserving our environment. However, current recycling methods consume vast amounts of energy and release toxic byproducts. Prior research has identified a number of enzyme classes that can efficiently replace the chemicals currently used in paper recycling. Despite their ability to facilitate the separation of ink particles from paper fibers, a process called deinking, enzymes have not been widely used industrially due to insufficient knowledge about efficiency and costly production and purification methods. In our project, we tackled these issues and took significant steps towards catalyzing research in the area and applying enzymatic paper recycling on an industrial scale. We developed a high throughput system which not only allows us to quantify deinking efficiency, but also to cheaply mass produce enzymes using a *B. subtilis* secretion system.

UC Davis

Cyantific - A Pigmented Protein Alternative to Synthetic Food Dyes.

Country

North America - United States

Section

Undergrad

Track

Food & Nutrition

Poster

Zone 4 - #186

Presentation

Saturday - Room 310 - 2:00 pm

Color is innate in food perception and consumers expect vivid colors -- beyond those already present in food. Due to backlash against artificial colorants, some large food companies have pledged to exclusively use natural food colorings, which may result in the disappearance of some brightly colored food. This is a complex transition as there are limited natural options for food pigment and the regulatory framework is evolving. In this project we show that cyanobacteriochrome (CBCR) proteins are a viable and natural alternative to artificial food dyes. Mined metagenomic data was used as a source of novel proteins to produce CBCR colors in an effort to expand the color spectrum of natural food dyes. In order to find the optimal genetic circuit for maximizing protein production, different operon structures were also explored in *E. coli*. Lastly, we worked towards expressing CBCR's in a GRAS organism, *B. subtilis*, to address human consumption concerns.

UCAS

Ultra-sensitive Controllable Antibiotics Scavenger

Country

Asia - China

Section

Undergrad

Track

Environment

Poster

Zone 4 - #192

Presentation

Friday - Room Ballroom A - 4:30 pm

The discovery and mass production of antibiotics has saved the life of hundreds of millions of people. However, antibiotic residues in nature and industrial products put people under exposure to varied antibiotics on a daily basis. The impact of such exposure is yet unclear, but some researches have shed light on its role in antibiotic resistance or obesity. UCAS iGEM is devoted to degrading antibiotic residues in exhausted water in waste water treatment plants(WWTPs) or hospitals. We mainly focuses on tetracycline, which is one of the most abundant antibiotic detected in Chinese city rivers. Screen of enzymes including TetX makes the system MORE EFFICIENT, whilst the design of a sensor with a positive feedback and a TA module-based kill-switch makes the system SAFER and SMARTER. Our engineered bacteria will not express degrading enzymes unless antibiotic is presented, and it effectively kills itself after leaking into wrong places.

UCC Ireland

Limitless Lactis: Intelligent Lactococcus lactis strains as a protein delivery platform for disease treatment

Country

Europe - Ireland

Section

Undergrad

Track

Therapeutics

Poster

Zone 2 - #81

Presentation

Friday - Room 309 - 4:30 pm

Lactococcus lactis, a generally recognised as safe (GRAS) bacterium commonly used in food production, is highly amenable to genetic manipulation. We aim to develop a synthetic *L. lactis*-based platform that can deliver proteins to immune cells to precisely influence the host immune response for use in the treatment of various diseases. Potential applications which we have investigated include vaccination strategies and macrophage modification. We have developed the platform as a vaccine against leishmaniasis, a neglected tropical disease increasing in geographical distribution. LJM11 is an immunogenic salivary protein of the sandfly vector, *Lutzomyia longipalpis*. Our inexpensive platform, through simple oral administration, has the capacity to deliver this protein to antigen-presenting cells, and potentially immunise against the life cycle of leishmaniasis. Besides vaccination strategies, this platform may be employed to modify the phenotype of other phagocytic cells associated with diseases such as cancer.

UChicago

It's About Time: Expressing the KaiABC Oscillator System in Yeast

Country

North America - United States

Section

Undergrad

Track

New Application

Poster

Zone 2 - #123

Presentation

Sunday - Room 310 - 11:30 am

Disrupted circadian timing plays a role in many human diseases, yet designing interventions that specifically target circadian malfunction remains a challenge. It may be possible to restore circadian timing in animals transgenically using an oscillator network based on the KaiABC system, which consists of three core proteins that generate a 24-hour circadian clock endogenous to the cyanobacterium *Synechococcus elongatus*. The Kai oscillator can be reconstituted in vitro with purified proteins, motivating a previous study to transplant it into *E. coli* (Chen et al, 2014). Successfully transplanting this dynamic system from prokaryotes to eukaryotes would represent an important step towards potential therapeutic treatment. Therefore, as a proof of concept, we aim to establish the KaiABC system in *Saccharomyces cerevisiae*. We will attempt to drive cyclic expression of GFP and RFP on alternating 12-hour cycles, thus inducing circadian expression of two temporally separated protein products in a non-circadian eukaryotic organism.

UCL

BioSynthAge: Synthetic biology for increased healthspan.

Country

Europe - United Kingdom

Section

Undergrad

Track

Therapeutics

Poster

Zone 4 - #194

Presentation

Sunday - Room 309 - 9:30 am

Ageing imposes permanent damage to cells in response to various forms of biological stress. The effect of free radicals has emerged as a major factor in molecular ageing of mammalian cells. We are developing a bacterial oxidative stress sensitive probiotic that releases lycopene antioxidant in the presence of oxidative stress in the gut. We are also taking forward a gene therapy approach to boost expression of the enzyme Superoxide dismutase (SOD) in the presence of oxidative stress signals. SOD therapy has the potential to act as a treatment against lung disease and has been proven in some studies to extend healthy lifespan. Hypertension increases rapidly with ageing and we have explored the potential of an antihypertensive dental device consisting of oral bacteria designed to produce nitric oxide precursors in saliva. Nitrite is swallowed and processed to produce Nitric Oxide which causes vascular relaxation, reducing blood pressure.

UCLA

Deliver-E Coli

Country

North America - United States

Section

Undergrad

Track

Therapeutics

Poster

Zone 2 - #93

Presentation

Sunday - Room 312 - 12:00 pm

Conventional nonspecific drug delivery lacks specificity and efficiency, leading to undesirable side-effects. To remedy these issues, we have taken both a synthetic and cellular approach to targeted drug therapy via protein cages and recombinant bacteria. We aim to create self-assembling protein cages capable of cleavage by thrombin proteases at blood clot sites. These cages, characterized through dynamic light scattering and PAGE, would be pre-loaded with anticoagulant drugs to reduce the risk of systemic hemorrhage and treat thrombosis. Additionally, we propose an alternative to broad spectrum antibiotics using contact-dependent inhibition (CDI) systems that mediate intercellular competition between gram-negative strains. Through Gibson assembly and Lambda-red recombineering, we will engineer bacteria capable of inhibiting selected strains by exporting foreign CDI systems into DH5-alpha. Furthermore, we intend to identify the target receptor recognized by *Enterobacter aerogenes*' CDI system through transposon mutagenesis. These approaches aim to meet the need for targeted treatments to reduce adverse nonspecific interactions.

UCLouvain

The Gatekeeper : a new secreting method of recombinant proteins for E. coli

Country

Europe - Belgium

Section

Overgrad

Track

Manufacturing

Poster

Zone 2 - #139

Presentation

Saturday - Room 312 - 1:30 pm

E. coli still remains the first host used for recombinant proteins production, for research and bioindustrial purposes. The mode of production of these proteins is predominantly periplasmic. A cell lysis step is necessary to the recombinant protein extraction, limiting the yield and the purity of the extracted proteins and hindering continuous production. Our solution is the insertion of a phage porin in the outer membrane. We aim to condition the porin's opening system to create a gateway between the intra- and extra-cellular environment by getting rid of the cumbersome lysis step. We will use a directed evolution approach to mutate specific regions linked to the gate opening and subject the resulting mutants to strong specific selection pressure. Through this method we will attempt to create a regulating system for our gate's opening/closure. Thanks to the Gatekeeper, *E. coli* will be used in continuous reactors to produce recombinant proteins.

UConn

Thallium Bioaccumulation Mediated by E. coli Potassium Uptake Systems

Country

North America - United States

Section

Undergrad

Track

Environment

Poster

Zone 4 - #223

Presentation

Friday - Room 312 - 12:00 pm

Thallium (Tl) is a heavy metal contaminant in the environment and water systems, a concentrated byproduct of mining and industrial applications. Its high toxicity is due to its ability to enter the body through potassium uptake pathways as a potassium analog. Acute exposure to this suspected carcinogen leads to symptoms such as neuropathy and chronic exposure leads to extensive tissue damage. There are few strategies that specifically target thallium for bioremediation in both soil and water systems. Our research focuses on developing a novel thallium uptake system by overexpression of the endogenous Trk protein complex (consisting of trkA, trkE, trkG, and trkH) in E. coli.

UCSC

Building a Better Sweetener through Almond Waste Valorization

Country

North America - United States

Section

Overgrad

Track

Food & Nutrition

Poster

Zone 2 - #126

Presentation

Friday - Room 302 - 4:00 pm

Industrial Agriculture produces enormous quantities of excess, sugar-rich biomass not fit for human consumption. We believe that the tools of synthetic biology can be used to take advantage of this surplus by converting it to high value products and minimizing the amount of waste in agriculture. With this project we engineered bacteria to transform almond hulls into erythritol, a zero-calorie sweetener with a fast growing market. We take on the high cost of sugar alternatives, directly addressing diabetes and obesity, using the underutilized biomass of inedible agricultural co-products. Through public discussion, surveys, expert interviews, and cost analysis, we believe we can utilize synthetic biology to convert non-food almond co-products into Erythritol. In order to push our platform off the benchtop and into the real world, we considered the production costs of this product, and built a low cost bioreactor and purification system to directly address the price point.

UESTC-China

Degrade plastic and produce isobutanol

Country

Asia - China

Section

Undergrad

Track

Energy

Poster

Zone 2 - #70

Presentation

Saturday - Room 306 - 3:30 pm

In view of increasingly serious issues on plastic pollution, greenhouse effect and energy shortage, various attempts were made to figure out approaches to settle these problems but we have not got the perfect answer yet. Inspired by the effort of Kyoto Institute of Technology, we come up with an idea to try solving these three problems by using synthetic biology methods. Plastic-degrading enzymes PETase and MHETase were produced by modified bacteria in order to hydrolyze plastics into TPA and EG, followed by a series of metabolism which transforms TPA into pyruvate, and finally, isobutanol was synthesized through pyruvate, catalyzed by two enzymes KDC and ADH. In a word, we use genetically modified bacteria to degrade plastic and produce isobutanol as clean energy.

UESTC-software

Bio101: DNA Information Storage System

Country

Asia - China

Section

Undergrad

Track

Software

Poster

Zone 5 - #262

Presentation

Sunday - Room Ballroom A - 1:30 pm

Synthetic DNA holds a great promise for high-density, long-term and massive information storage. As the cost of DNA synthesis and sequencing decreases at an accelerated pace, practical application of DNA as information storage medium is on the horizon. However, there lacks a bridge to connect the current electronic-based information technology (IT) world with the future DNA-based biotechnology (BT) information world. To address this need, we develop a web-based software tool, Bio101, to encode conventional electronic computer files into nucleotide (nt) sequences and to decode the latter into original data format reversely. Through a five-step process, compression, encryption, bit-to-nt conversion, indexing and validation, Bio101 can convert any computer file into a set of short, non-bioactive DNA sequences which are ready to be delivered to a DNA synthesis company for the physical writing-in. A user-friendly webpage makes the technique available at everyone's fingertip.

UFAM-UEA Brazil

Hydrargyrum - a revolutionary method to mercury bioremediation in E. coli

Country

Latin America - Brazil

Section

Overgrad

Track

Environment

Poster

Zone 1 - #63

Presentation

Friday - Room 311 - 9:30 am

Mercury is a highly toxic metal which is present in our everyday-life. In Amazon, mercury is widely used in industries and mining. Due to the absence of a strict regulation, it's estimated that there are about 3000 tons of mercury in Amazon, contaminating Amazon' biodiversity and native populations. Our main goal is to develop revolutionary bioremediation methods, structured as: Design and Characterization of a Library of new promoters regulated by mercury; Mer operon expression improvement; Build a unique Synthetic Phytochelatin and it's expression in the outer membrane; Scale-up and develop a bioreactor; Genome sequencing of wild bacteria present in Amazon. Alongside with a never done before approach, the project has a huge social work in: awareness of SynBio to communities; improving the regulation of disposal of Mercury at Federal Public Ministry; a step-by-step to develop SynBio and to participate in IGEM in Brazil and Latin America! Check this out!

UGA-Georgia

Building the genetic tools to make Methanococcus maripaludis the next-generation model chassis for biochemical production

Country

North America - United States

Section

Overgrad

Track

Measurement

Poster

Zone 5 - #231

Presentation

Sunday - Room 312 - 9:00 am

Current bacterial chassis use expensive sugars as feedstocks, which limits profitability. Using the archaeal model Methanococcus, we are developing an archaeal chassis that feeds on inexpensive CO₂ and H₂ or formate instead of sugars, for next-generation biochemical productions. Our team is developing tools and methods for modulating protein expression in M. maripaludis, an archaeal model. Our focus is engineering the Ribosomal Binding Site (RBS). We use a mCherry reporter developed by our team previously to measure protein expression levels in a library of RBS mutants. We are now working to (1) determine the effects of mutations in the spacer region and the role of mRNA secondary structure, (2) expand our Archaeal Interlab study to encourage more iGEM teams to collaborate with us and standardize our fluorescence measurement protocol, and (3) continue metabolic modeling to evaluate the effect of alternate carbon sources on cell growth and geraniol production in M. maripaludis.

UGent Belgium

Biocatalyzed atmospheric condensation

Country

Europe - Belgium

Section

Overgrad

Track

Environment

Poster

Zone 1 - #13

Presentation

Friday - Room 311 - 1:30 pm

The access to water is a fundamental human right. This right has been referred to in a number of international documents over past decades and was specifically included in the Convention on the Rights of the Child in 1989. The U.N. predicts that by 2025, more than half of the countries in the world will be experiencing water stress or outright shortages. The former Secretary-General, Kofi Annan, states the 'Lack of access to water for drinking, hygiene, and food security inflicts enormous hardship on more than one billion members of the human family'. Our project consists of an optimized modular shape/surface for condensation and subsequent freshwater collection by gravity. Our modules will be 3D printed in an innovative desiccant filament that allows us to bind ice-nucleating proteins. The project primary focus is to enable bioprecipitation and recover freshwater by passive atmospheric condensation. Functionized 3D-printed shapes have a plethora of applications.

UI-Indonesia

Project HI,Vax!

Country

Asia - Indonesia

Section

Undergrad

Track

Therapeutics

Poster

Zone 3 - #148

Presentation

Saturday - Room 311 - 2:30 pm

Although antiretroviral therapy has allowed for the management of HIV infection, being a lifelong therapy, it has significant economic burden, side effects, and risk of resistance. A therapeutic DNA vaccine is the best candidate for a cure for HIV infection, but DNA vaccine trials have so far been unsuccessful due to silencing of the antigen-coding gene and/or insufficient innate immune activation. To address this problem, we designed a vector with a synthetic promoter (based mainly on the *ckm* and *itga* genes) designed to facilitate strong expression in muscle and myeloid cells, blocks of CpG DNA motif designed to stimulate innate immunity through toll-like receptor 9 (TLR9), and a dsRNA-coding Pol III-dependent gene designed to stimulate innate immunity through retinoic acid-inducible gene I (RIG-I) receptor. This vector will allow for the development of a new generation of highly potent DNA vaccines against HIV, hence the project designation HI,Vax!

UiOslo Norway

Urinetrouble: Detecting Antibiotic Resistance Equipment

Country

Europe - Norway

Section

Overgrad

Track

Diagnostics

Poster

Zone 2 - #108

Presentation

Saturday - Room Ballroom A - 3:30 pm

UiOslo 2016 picks up the mantle in the battle towards antibiotic resistance, one of the biggest threats to the world as we know it. They aim to create a diagnostic test for resistant bacteria so fast, cheap and easy to use that it can be used anywhere, at any time. Not only will they detect dangerous bacterial enzymes, but by reimagining CRISPR/Cas9-technology, the team proposes a design of a gene detection tool that can detect also the resistance genes themselves. Along with their test they present PhoneLab - an app of their own design to interface with their test. By improving diagnostics, unnecessary and wrong use of antibiotics may be prevented, enabling us to contain the spread of resistant microbes before it becomes too late for all of us.

UIUC Illinois

Just in time: a library of growth phase dependent promoters

Country

North America - United States

Section

Undergrad

Track

Foundational Advance

Poster

Zone 5 - #233

Presentation

Friday - Room 311 - 11:00 am

Most promoters in the iGEM registry can be separated into two categories. There are constitutive, or 'always on,' promoters of various strengths. There are also inducible promoters, which activate transcription based on environmental factors such as light, pH, or the presence of certain molecules. UIUC_Illinois is characterizing a promoter library that gives more control over gene expression, without the need for inducers. We are isolating a set of e. coli promoters that turn on and off according to the host's growth phase. For example, one promoter may become active during exponential growth but shut off as growth slows. Another promoter may exhibit little to no activity until stationary phase has been reached. These promoters will be useful tools for any teams wishing to time protein production in vivo, for applications such as metabolic engineering, probiotics, or more.

ULV-LC-CV

In vivo production of fatty acid methyl esters in cyanobacteria utilizing the insect methyltransferase, DmJHAMT

Country

North America - United States

Section

Undergrad

Track

Energy

Poster

Zone 4 - #221

Presentation

Sunday - Room Ballroom A - 10:00 am

Biodiesel is mainly composed of fatty acid methyl esters (FAMES) and is a renewable energy source. Currently FAMES are synthesized through transesterification of free fatty acids (FFAs) using a methyl donor, such as methanol, along with an alkaline catalyst to speed up the reaction. Both the extraction of FFAs and the chemicals used in this process are expensive. We intend to reduce the production cost of biodiesel by producing FAMES in vivo using an insect methyltransferase called *Drosophila melanogaster* Juvenile hormone acid O-methyltransferase (DmJHAMT) within *Synechococcus elongatus* PCC 7942. DmJHAMT transfers the methyl groups from endogenous S-adenosyl-L-methionine (SAM) to FFAs therefore synthesizing FAMES. To minimize extraction costs, we aim to induce self-lysis in *Synechococcus* at maximum optical densities using quorum sensing. By regulating the production of autoinducers with promoters of various strengths, we plan to tune the optical density at which gene expression is activated.

UMaryland

Biosequestration and Subsequent Degradation of Methane to Combat Greenhouse Gas Emissions

Country

North America - United States

Section

Undergrad

Track

Environment

Poster

Zone 5 - #275

Presentation

Saturday - Room 312 - 9:30 am

Global climate change is the most profound threat facing society. Greenhouse gasses like carbon dioxide and methane are major contributors, with methane being 29 times more potent than carbon dioxide. Sources of methane include landfills and animal farms. Current methods to control methane emissions include combustion into carbon dioxide, which depletes methane but at the levels present naturally is inefficient for generating energy. We plan to create strains of *E. coli* that break down methane using methane monooxygenase from methanotrophs, organisms that use methane as an energy source. Methane will be oxidized into methanol, which could be extracted for industrial use, but we plan instead to introduce other metabolic pathways (perhaps in co-cultured bacteria) that convert methanol into cellular metabolites (biomass) or else carbon dioxide. Our biological removal of methane could be implemented into the piping of landfills as an environmentally friendly strategy for ameliorating global climate change.

UMass-Dartmouth

Temperature Controlled Gene Expression via RNA Thermometers

Country

North America - United States

Section

Undergrad

Track

Foundational Advance

Poster

Zone 1 - #43

Presentation

Friday - Room 304 - 9:30 am

Much like proteins, solitary strands of RNA develop secondary structures due to the bonding between nucleotides which comprise the RNA strand. The secondary structures can inhibit ribosomal binding and translation initiation, preventing synthesis of amino acids and proteins. Through the introduction of heat, the bonds between nucleotides can be separated creating a linear strand of RNA which may be translated. This temperature-controlled gene expression may be used in any variety of applications given further foundational research in quantifying protein production whilst knowing the secondary structure and melting temperatures. To allow for such quantification, synthetic RNA sequences of known secondary structure and corresponding melting temperatures will be ligated upstream of reporter fluorescent and chromaprotein genes. The varying levels of color or fluorescence expression based on the temperature of the studied cells will be used to create mathematical models for future use of RNA thermometers.

UNC-Chapel Hill

Transport of Proteins in E. coli via OMV Biogenesis

Country

North America - United States

Section

Undergrad

Track

Foundational Advance

Poster

Zone 2 - #67

Presentation

Saturday - Room Ballroom A - 2:00 pm

Our primary project goal is the production of a fusion protein system capable of importing select proteins into outer membrane vesicles and through those vesicles, other cells. In comparison to other cell-cell communication methods, such as liposomes, viral vectors and quorum sensing, our system will take one step to apply and prevent serious degradation of the protein via the natural double membrane structure of an OMV. Because E. coli is naturally used widely by biology labs and is easy to produce, our project has the potential to revolutionize molecule based transport therapeutics and greatly decrease the issues future iGEM teams may experience transporting and using their proteins.

UNebraska-Lincoln

Nitrogen 'Breaking' Bacteria

Country

North America - United States

Section

Undergrad

Track

Environment

Poster

Zone 1 - #6

Presentation

Friday - Room 309 - 1:30 pm

High nitrate levels caused by Nitrogen-rich fertilizers lead to numerous health and environmental consequences. By designing a bacteria that can thrive in this contaminated water and reduce the nitrates to other molecules, we can minimize the impact caused by high nitrate levels. Our approach is to engineer an E. coli that has these capabilities and will not be harmful to the environment. A portion of the nap operon found naturally in E. coli will be over-expressed to produce Nitrate Reductase that can reduce nitrate ions to nitrite ions. This design could be further built upon to eventually reduce nitrate ions completely to nitrogen gas. We also designed a kill switch that only allows the bacteria to grow in areas with high nitrate levels. A Δ serA strain of E. coli is used as the chassis and is complemented with a plasmid containing the serA gene with the nitrate-sensitive PyeaR promoter.

UNH Durham

Rogue E.coli: A Biphenyl Detective

Country

North America - United States

Section

Undergrad

Track

Environment

Poster

Zone 3 - #170

Presentation

Sunday - Room 306 - 4:30 pm

Production of polychlorinated biphenyls (PCBs) was banned in 1979, but these toxic chemicals still remain in soil and water worldwide. Bioaccumulation of these probable carcinogens disrupts activity of the nervous, immune and endocrine systems of animals. The current testing methods are unable to detect PCBs at the levels required by the US EPA (Environmental Protection Agency). The UNH team proposed to develop a highly sensitive biosensor for biphenyl. Previous iGEM teams attempted to design PCB biosensors, but their results were not conclusive. Biphenyl is the chemical backbone of PCBs. Genetic circuits were designed using the bph operons from PCB degrading bacteria using E.coli as the host. If biphenyl is present in a water source, it should be converted into an intermediate that can activate the bph circuit and the signal will be further amplified through a positive feedback loop, resulting in a fluorescent output even at low concentrations of biphenyl.

UNIK Copenhagen

CosmoCrops: A modular platform for sustainable bioproduction in space

Country

Europe - Denmark

Section

Overgrad

Track

New Application

Poster

Zone 1 - #47

Presentation

Friday - Room 310 - 11:00 am

Space missions face the problems that transporting mass is expensive and the needs of long expeditions are unknown in advance. It would be revolutionary to have the capacity to manufacture various resources needed without prior knowledge of exact mission requirements. We have designed a modular co-culture system to accomplish this: containing the cyanobacterium *Synechococcus elongatus* to use CO₂ and light, which are plentiful on Mars, to produce sucrose. This is used as a common feedstock by *Bacillus subtilis* to generate essential end-products. We used polylactic acid as a proof-of-concept, since 3D printers can use it for tools and machine parts. To examine the co-culture's practicality in extraterrestrial environments, the cutting-edge Jens Martin Mars Chamber was used to test stresses including UV exposure and pressure extremes. We propose that *Bacillus*'s sporulation ability will enable missions to maintain libraries of strains for constructing a versatile array of materials for future space exploration.

UNSW Australia

Bleb

Country

Asia - Australia

Section

Undergrad

Track

Foundational Advance

Poster

Zone 5 - #243

Presentation

Sunday - Room 302 - 11:00 am

Some bacteria naturally bleb: a process whereby their outer membrane pinches in and buds off. The result of this is an outer membrane vesicle (OMV), a nanoscale lipid bubble, released into the environment. These OMVs can be decorated on the outside with outer membrane proteins, and can encapsulate periplasmic proteins within. Given this, OMVs have the potential to be tailored to a variety of functions, by targeting proteins either to the periplasm or outer membrane. This customisable nature means that OMVs could become a new platform technology for the application of future synthetic biology projects. Currently, however, there is no standardised system for inducing hypervesiculation in bacteria, and thus our project compares the effect of different genetic factors on OMV formation. With this data we will produce the ultimate strain of blebbing bacteria which can be utilised for the production of OMVs adapted for environmental, medical, or industry purposes.

UoA NewZealand

Degradation of PET Plastic using PETase and MHETase from the bacterium Ideonella sakaiensis

Country

Asia - New Zealand

Section

Undergrad

Track

Environment

Poster

Zone 1 - #54

Presentation

Sunday - Room 306 - 4:00 pm

The bacterium *Ideonella sakaiensis* was discovered in 2016 by Japanese researchers from the Kyoto Institute of Technology. It is able to degrade PET - a common consumer plastic - into terephthalic acid, which poses no threat to our environment. We aim to isolate the two enzymes within *Ideonella sakaiensis* that undertake this reaction, PETase and MHETase, and express them in *Escherichia coli*. PETase first breaks down PET into methyl-(2-hydroxyethyl) terephthalate or MHET. MHETase then converts MHET into terephthalic acid. The two enzymes will be assayed for activity, after which we shall analyse them using Cryo Electron Microscopy to produce a 3D structure with a point resolution of 0.27 nm. We then aim to secrete these enzymes into the periplasm of the bacterium using the OmpA secretion system within *E. coli*. This will be achieved by fusing a leader sequence to the two enzymes from the OmpA gene.

UofC Calgary

The Subtilis Defence

Country

North America - Canada

Section

Undergrad

Track

Therapeutics

Poster

Zone 3 - #158

Presentation

Sunday - Room 306 - 1:30 pm

One of the greatest barriers to long term space travel is the exposure to high energy ionizing radiation (IR). Exposure to IR can induce double stranded breaks which are very cytotoxic, resulting in cell death. Current solutions, while effective in low earth orbit, are less so outside of the magnetosphere. The 2016 U of C Calgary team address this problem through synthetic biology and the engineering of *Bacillus subtilis*. A strain of *B. subtilis* has been engineered to express a recombinant peptide, Bowman-Birk Protease inhibitor (BBI), which has radio-protective effects. The bacteria are contained within a patch, allowing for continuous secretion of the peptide into the body. While the initial system is designed to produce BBI, restriction sites within the gene constructs allow for any gene to be inserted, creating a versatile expression platform. This can be customized for the secretion of bio-therapeutics for future space missions.

UPF-CRG Barcelona

Polybiome Project: Colorectal cancer preventive treatment and tumor risk marker

Country

Europe - Spain

Section

Undergrad

Track

Therapeutics

Poster

Zone 1 - #50

Presentation

Saturday - Room 310 - 3:30 pm

Our aim is to develop a supplementary probiotic that, used in a regular and preventive way, can reduce the amount of polyamines that our body absorbs (which are the main cause of carcinogenicity in red and processed meat), so as to maintain their concentrations within a healthy level. This probiotic will consist on polyamine auxotrophic bacteria, extracted from the intestinal human microflora, that will contain specific enzymes also found in our body. Additionally, we have planned to develop a cancer risk detector by engineering a bacterial cell and developing a reactive strip that, in contact with urine, can test the risk of having a growing tumor. The principle behind this idea is that an acetylated version of polyamines are exported to the blood and later to urine. This molecules have been targeted in previous studies with a high success in both sensibility and specificity of cancer risk detection.

UPMC-Paris

Bee subtilis

Country

Europe - France

Section

Overgrad

Track

Environment

Poster

Zone 4 - #225

Presentation

Saturday - Room 306 - 10:00 am

Bees are an important part of our daily life. Recently, they became endangered due to the Colony Collapse disorder (CCD) which itself has multiple causes including pesticides, pathogens and pests. Our goal is to modify *Bacillus subtilis* so it can detect some factors indicating beehives' health. This would allow beekeepers to take early measures to keep beehives healthy, and bee researchers to have an easy way to study CCD with the possibility of studying correlations between multiple factors. We plan to detect a bee pathogen, *Paenibacillus* larvae, sugar and heavy metals levels in bees through a color detection system. Once we obtain our proof of concept, this detection system could be used to detect additional factors indicating bees' health by simply interchanging one biobrick to detect a new factor. Eventually, a 'reverse API gallery' system could be set up with multiple factors detection using our 'Bee subtilis'.

UPO-Sevilla

Transforming waste glycerol from biodiesel production using bacterial biofilms

Country

Europe - Spain

Section

Overgrad

Track

Environment

Poster

Zone 1 - #25

Presentation

Saturday - Room 312 - 9:00 am

Pseudomonas putida is a soil bacterium capable of surface attachment and aggregation to form biofilms. Biofilms are excellent catalysts of biotechnological processes, as they are more efficient, robust and resistant than bacteria in suspension. Glycerol is a byproduct from the biodiesel industry that has become a preferred substrate for industrial fermentations. The purpose of this project is to generate a platform *P. putida* strain to catalyze biofilm-based conversion of glycerol to interesting end-products. To this end, we intend to genetically manipulate *P. putida* to incorporate a synthetic genetic switch that will allow us to reprogram bacteria either to induce robust biofilm formation appropriate for biocatalysis, or biofilm dispersal to allow easy recycling of the substrate materials of the reactor. On the other hand, we will use in silico predictions to rationally modify carbon assimilation and metabolism to obtain conversion of glycerol into products of potential biotechnological use.

Uppsala

Chipengineering - Microfluidics, now for everyone

Country

Europe - Sweden

Section

Overgrad

Track

Hardware

Poster

Zone 4 - #202

Presentation

Sunday - Room 306 - 11:30 am

Microfluidics already allows us to scale down a wide range of experiments, streamlining and lowering their cost. Creating microfluidic chips can however be very expensive, since certain expertise and special equipment are required. Our goal was to develop a method of making microfluidics more available to iGEM teams and researchers, while also creating tools that could be combined with these chips. By 3D-printing the molds for the chips we were able to produce cheap, high resolution devices capable of transforming *E. coli* more efficiently than standard protocols for transformation. We also characterised and added to the registry the recently discovered CRISPR associated protein CPF1 as well as the fluorescent protein UnaG. As CPF1 has been shown to be more effective than CAS9 in certain aspects, and UnaG being half the size of GFP, we thought these proteins would greatly assist future iGEM teams, especially in combination with microfluidics!

UrbanTundra Edmonton

Sustainable Living on Mars: Remediation of Martian Soil to Produce Oxygen through Genetic Engineering.

Country

North America - Canada

Section

High School

Track

High School

Poster

Zone 1 - #2

Presentation

Saturday - Room 309 - 1:30 pm

A Martian colony must make efficient use of the planet's limited resources. This project was inspired by the movie, 'The Martian' and by the work of Davila et al (2013- Intl. J. Astrobiol) who proposed that toxic concentrations of perchlorate (ClO_4) in Martian soil was a resource that could be exploited as a source of oxygen (O_2), while remediating the soil in the process. Here we build on this work and others by: 1) testing the idea that that ClO_4 can be highly enriched and concentrated inexpensively by selective ion exchange chromatography, 2) Converting ClO_4 to O_2 and Cl^- using a strain of *E. coli* that has been engineered to express perchlorate reductase and chlorite dismutase (two enzymes derived from the soil bacterium *Ideonella dechloratans*) and, 3) developing a method for the conversion of colony bio-waste into a highly enriched media for bacterial growth.

USNA-Annapolis

Editing the Human Microbiome: Proactively Preventing Aerosolized Conotoxin Attack

Country

North America - United States

Section

Undergrad

Track

Diagnostics

Poster

Zone 2 - #127

Presentation

Saturday - Room 306 - 2:30 pm

Conotoxins are small neurotoxins that bind to and affect the opening and closing of ion channels, thus altering membrane potential and disrupting neurological signaling pathways. Due to their small size, conotoxins could be easily aerosolized and could be used as biological weapons of mass destruction. Our goal of this project has two components. The first is to create a program to mathematically model both normal and conotoxin-affected intracellular ion concentrations. The second is to develop a signaling and responding pathway to detect changes in membrane potential and eliminate the conotoxins.

USP UNIFESP-Brazil

AlgAranha

Country

Latin America - Brazil

Section

Overgrad

Track

Manufacturing

Poster

Zone 1 - #26

Presentation

Sunday - Room 310 - 1:30 pm

The objective of this project is to produce a biomaterial for immobilizing proteins initially directed to application on burns, using immobilized enzibiotics. The term 'enzibiotics' refers to the junction of the words 'enzyme' and 'antibiotic,' this is enzymes exhibiting antimicrobial activity. For immobilizing these biomolecules will be used gene recombination techniques, adding the polymerization domains in the enzibiotic molecule, compatible with the spider silk proteins. Both will be produced in recombinant microalgae by nuclear transformation of model microorganism *Chlamydomonas reinhardtii*. The project will be executed by group of undergraduates and graduate students in the context of iGEM. It is expected to achieve spider silk fiber production and its initial characterization for antimicrobial activity and mechanical properties, as well as the productivity evaluation in the proposed system. From these results, we can evaluate the application of this immobilizer in other biotechnological applications such as biotransformation, biosensors, biomaterials and textile industry.

USP-EEL-Brazil

Production of alkanes by an *E. coli* resistant to fatty acids

Country

Latin America - Brazil

Section

Undergrad

Track

Energy

Poster

Zone 1 - #42

Presentation

Sunday - Room 310 - 4:30 pm

This project focuses on the production of alkanes with an *E. coli* resistant to fatty acid. Alkanes are key components of petroleum diesel, however, biodiesel molecules produced by transesterification are oxygen-rich and combustion of these esters cause malfunction and corrosion in regular engines. The development of a biodiesel free of oxygen chemically similar to the petroleum based fuel is essential to expand the lifetime of engines using the concept of drop-in. A membrane resistant to fatty acids is important for using vegetal oils as the source material and this resistance will be provided by tocopherol. The USP-EEL-BRAZIL team is composed of undergraduate and graduate students. In the long run term, the USP-EEL-BRAZIL team expects to develop a genetic circuit for Industrial biodiesel production.

UST Beijing

iGUT: For notoginseng

Country

Asia - China

Section

Undergrad

Track

Food & Nutrition

Poster

Zone 1 - #18

Presentation

Saturday - Room 310 - 2:30 pm

Chinese medicine have been used for thousands of years. We focus our project on one of common Chinese medicinal herbs: Notoginseng. In the literature, oral uptake of notoginseng usually results in poor absorption of ginsenosides, one important group of bioactive ingredients of notoginseng, notably due to its chemical modification of glycosylations. We plan to use recombinant beta-glucosidase to modify ginsenosides to improve oral bioavailability. We will take two separate approaches: in vitro enzymatic reaction and solid fermentation to test our beta-glucosidase activity toward ginsenosides modification. We name our project iGUT for the purpose of emphasizing the importance of microorganisms of our gut in helping our nutrition and medicinal need, and would like to consider our recombinant beta-glucosidase containing E.coli as a model to develop new 'probiotics-in-a-test-tube' for the modification of ginsenosides.

USTC

A Prion's Life

Country

Asia - China

Section

Undergrad

Track

New Application

Poster

Zone 2 - #118

Presentation

Saturday - Room 302 - 2:00 pm

USTC team focuses on a kind of yeast prion called Sup35. It shares some properties with normal prion, but it's harmless. We know that Sup35 aggregates between 37° and 42°, and Guanidine Hydrochloride (GDNHCL) induces aggregated Sup35 to separate. We decide to take advantage of three characters of Sup35: assembling, thermal control and reversibility. The first circuit is based on Yeast Two-hybrid System. The aggregation of Sup35 results in the binding of AD and BD, then downstream gene GFP expresses. In the second circuit, we split sfGFP, a variant of GFP, into two fragments: sfGFP1-10 and sfGFP11. sfGFP11 is linked to Sup35. sfGFP1-10 spontaneously binds to sfGFP11 to show green fluorescence, however, aggregation of Sup35 inhibits the binding, thus the fluorescence disappears. Being regulated by temperature and GDNHCL, our circuits can be used as biological temperature control kill switch, as biological temperature indicator and in scientific research.

USTC-Software

BioHub

Country

Asia - China

Section

Undergrad

Track

Software

Poster

Zone 4 - #193

Presentation

Sunday - Room 311 - 11:00 am

Our project aims at designing a powerful and convenient tool for synthetic biologists to assist their research. It is web based and has a plugin system. As a web based software, it can be used on any platform and operating systems. Besides, since it's a plugin system, all of its functions are implemented as plugins, which makes it easy to be expanded. Any developer can design his or her own plugins and insert them into our software. This year, we will accomplish the whole framework and achieve the following features. 1. Provide guidance for experiments from simulation. 2. Automatically seek for pathways. 3. In-time edit of genetic circuits. 4. Data visualization. 5. A key to retrieve the major databases. 6. Cooperating and sharing based on account system. 7. Automatically search for relationship between genes from papers. ...

UT-Knoxville

Engineering Bacteria to Make Natural Scents from Chemical Wastes

Country

North America - United States

Section

Overgrad

Track

Manufacturing

Poster

Zone 3 - #176

Presentation

Friday - Room 310 - 2:30 pm

Aromatic aldehydes have a wide range of useful applications, from flavors and fragrances to pharmaceutical precursors and plastic additives. A large majority of these aldehydes are produced at low yield and over toxic catalysts. This gives rise to the need to produce these molecules in a renewable, environmentally friendly, and high-yield manner. Our project aims to meet these goals by developing a synthetic biology route to generate a library of aromatic aldehydes from their respective inexpensive toluene-based precursors that are an environmentally toxic waste in crude oil processing. We utilize the xyl ortho pathway of *Pseudomonas putida*, which is cloned into *Escherichia coli* as a host platform. This pathway converts toluene derivatives with a wide range of functional groups in the meta and para positions on the ring to their corresponding aromatic aldehydes, leaving the meta and para substituents unaltered and therefore allowing for development of a library of products.

UT-Tokyo

Changing gene expression of E. coli after each cell division takes place

Country

Asia - Japan

Section

Undergrad

Track

Information Processing

Poster

Zone 3 - #179

Presentation

Friday - Room Ballroom A - 12:00 pm

Like begets like. It is said that all living things inherit gene from their ancestors thus they resemble their ancestor. In some cases, however, this point of view is not appropriate to describe lives. DNA sequences are not the sole factor which decides how an organism lives. Other factors are also able to control phenotype beyond generations. The purpose of our project is creating a genetic circuit functional in E. coli which allows E. coli to switch or loop back its gene expression and phenotype when each cell division takes place. This will be achieved by the use of the nrd promoter to sense to cell division, three types of sets of sigma factor/anti-sigma factor/sigma promoter control transcription orthogonally to make 3 states of gene expression, and a toehold switch to create an AND gate required in the circuit.

Valencia UPV

HYPE-IT: Hack Your Plants Editing with us

Country

Europe - Spain

Section

Undergrad

Track

Food & Nutrition

Poster

Zone 2 - #109

Presentation

Friday - Room 302 - 4:30 pm

Covering food necessities is mandatory, but resources are not sustainably exploited. Global strategies to increase food productivity and quality need to be concealed with a local perspective, providing breeders with the necessary technology to improve varieties. The aim of HYPE-IT is to decrease current technological barriers for breeding local crops using precision genome engineering, easing the gene editing process using SynBio-inspired simplified CRISPR/Cas9 tools. HYPE-IT brings along a software tool that associates crop traits with specific gene targets and designs optimal gRNAs for those targets. HYPE-IT also incorporates a modular gene circuit that serves as an in vivo gRNA testing system, ensuring appropriate gRNA choice even when no precise sequence information of local varieties is available. We aim to develop a split-Cas9 system based on viral vectors to efficiently deliver the editing machinery into the plant, and to create an affordable Labcase with the necessary laboratory equipment for HYPE-IT.

Vanderbilt

The CounterEvolutionaries

Country

North America - United States

Section

Undergrad

Track

Foundational Advance

Poster

Zone 1 - #61

Presentation

Sunday - Room 302 - 11:30 am

The time has come for synthetic biology to free itself from the constraints of evolution. As an engineering discipline, synthetic biology depends on its genetically-encoded parts operating in consistent and predictable ways. Yet mutation and evolution break that predictability, altering the system's behavior in disruptive or even dangerous ways, and selecting against intended transgene function. As long as evolution and mutation are allowed to proceed unchecked, the long-term stability, effectiveness, and safety of any genetic technology are at risk. Our solution began by characterizing a set of mutation-prone 'hotspot' nucleotide sequences, which we then applied to create new algorithmic tools for modulating any gene's susceptibility to mutation without affecting its function. With these tools we have achieved precise and predictable control over the frequency of mutation. Through rational design principles, our works shows that it is possible to counteract even the seemingly inescapable forces of evolution. Score one for engineering.

Vilnius-Lithuania

A probiotic therapy for phenylketonuria

Country

Europe - Lithuania

Section

Undergrad

Track

Therapeutics

Poster

Zone 5 - #260

Presentation

Saturday - Room 311 - 10:00 am

Phenylketonuria is a genetically inherited condition which is defined by the inability of a patient to break down an essential amino acid phenylalanine. Due to that, phenylalanine derivatives accumulate in the brain of a patient causing severe mental retardation. The aim of our team is to construct a bacterial probiotic with an enhanced rate of phenylalanine uptake and two independent systems for discharging phenylalanine. The first system will metabolize phenylalanine directly in the intestinal tract with phenylalanine ammonia lyase (PAL) whilst the second system will incorporate excess phenylalanine into inclusion bodies made of synthetic phenylalanine-rich proteins. The production of these proteins is controlled by a postranscriptional regulator - a riboswitch, which is sensitive to phenylalanine. The final stage of the project will include verification of the system in a bacterial probiotic strain.

Virginia

Synthetic Translational Control: A New Method for Biocontainment

Country

North America - United States

Section

Undergrad

Track

Environment

Poster

Zone 2 - #111

Presentation

Friday - Room Ballroom A - 4:00 pm

Synthetic biologists struggle to prevent the proliferation of genetically engineered organisms (GEOs) in natural systems. Containment methods that operate in ecological settings must provide security comparable to physical containment. Current methods fail to effectively inhibit horizontal gene transfer and environmental supplementation, and impose evolutionary pressure through the propagation of spontaneous revertants. Synthetic Translational Control (STC) currently utilizes a redesigned leucyl-tRNA synthetase and cleavage enzyme in an E. coli chassis to confer metabolic dependence on a synthetically modified leucine capable of conversion to L-leucine. Due to the semi-semantic property of this device, organisms cannot metabolically bypass our constraints using environmental supplementation and will display greater resistance to evolutionary escape relative to traditional synthetic auxotrophs. Our work provides advancement in biosafety by isolating GEOs from the environment via a reliance on modified metabolites. STC will become a benchmark for biocontainment devices and will allow for countless new applications in synthetic biology.

Wageningen UR

Saving honeybees from Varroa destructor: arming bacteria with targeted and specific toxin production against mites.

Country

Europe - Netherlands

Section

Overgrad

Track

Food & Nutrition

Poster

Zone 2 - #130

Presentation

Sunday - Room 309 - 11:30 am

The abundance and diversity of our food relies on honeybee pollination. Varroa destructor mites weaken bee colonies through the spread of disease. Our team aims to save bees by killing Varroa using bacteria inside beehives. In continuous conversation with beekeepers and scientists we develop a bacterium that targets mites, leaving bees and humans unaffected. The hive-localized bacteria sense Varroa and produce mite-specific toxin, eliminating the need for beekeepers to dose the product. The bacteria are dependent on a synthetic amino acid and are shut down by light to confine them to the hive. Additionally, we develop an in vitro test of Varroa toxicity to show the utility of our bacterium. The system is modeled in various ways to assess its viability in the real world. This is the first effective method to combine specificity, ease of use, safety through bio-containment, and the iGEM open source character to save the honeybee.

Warwick

Application of CRISPR/Cas9 as a novel modular biosensor

Country

Europe - United Kingdom

Section

Undergrad

Track

Diagnostics

Poster

Zone 1 - #35

Presentation

Saturday - Room 302 - 9:30 am

By providing fast and cheap diagnosis, the socio-economic impacts of disease can be reduced on a global scale. We aim to build an RNA based detection system utilising CRISPR/Cas9 technology, specifically targeting infectious agents. Using a dCas9 protein and an RNA-binding protein (RBP) fused to an effector, transcription of a fluorescent reporter gene can be regulated, with a significant colour change indicating the presence of targeted RNA. This is due to the conformational change that occurs within the gRNA strand when the targeted foreign RNA is recognised and binds. As a proof of principle, the sensor will be modified to detect two bacterial diseases: Lyme disease and Leptospirosis, and potentially two heavy metal pollutants: mercury and lead. The modularity of the system should allow simple modification to change sensor-specificity. Bacterial lysates will be detected by reconstituting the detection machinery in a low-cost in vitro transcription kit, including a paper-based support.

Washington

Viva la Violacein: An autonomous control system for yeast cultures

Country

North America - United States

Section

Undergrad

Track

New Application

Poster

Zone 2 - #92

Presentation

Friday - Room 302 - 2:00 pm

Managing cultures is a vital task in synthetic biology, but constantly measuring and adjusting culture conditions is both tedious and labor intensive. Our project aims to reduce the amount of time and effort needed to maintain cultures through the creation of an affordable image analysis system that autonomously reads visual data to measure the current state of a culture and then determines whether to release inducer chemicals based on user input. Our project utilizes the violacein pathway to simulate other metabolic pathways with colored signals. By regulating gene expression in this gene set with two different inducible promoters, we are able to yield up to four different color outputs. These outputs are then measured by an open-sourced Raspberry Pi setup, which captures visual data via camera, measures the culture's RGB value, and then directs the gradual release of inducer chemicals to maintain or change the culture's color over time.

WashU StLouis

Super Cells: Overproducing ATP and Electron Donors in E. coli

Country

North America - United States

Section

Undergrad

Track

Environment

Poster

Zone 4 - #213

Presentation

Sunday - Room 306 - 3:30 pm

The Nitrogen Project, of which this iGEM team is a part, seeks to drastically reduce the quantity of nitrogen-based fertilizers used in agriculture. Soluble nitrates can 'runoff' into water systems with environmental consequences such as algal blooms and human illnesses like methemoglobinemia. If nitrogenase, the enzyme in soil bacteria that 'fixes' nitrogen gas into usable nitrates, can be inserted into plants, it would eliminate the need for artificial fertilization. Before this can be done, nitrogenase must first be expressed non-diazotrophic bacteria like E. coli. For proper expression, however, E. coli must have an excess of intracellular ATP and reduced electron donors. We worked to overexpress glycolytic kinases to increase ATP production and overexpress native and foreign electron donors to produce more reduced electron donors. Besides nitrogenase, however, the intracellular environment of our 'super cells' may help produce other recombinant proteins.

Waterloo

OFF to priON: Using stop codon read-through and CRISPR to explore S. cerevisiae prion mechanisms

Country

North America - Canada

Section

Overgrad

Track

Foundational Advance

Poster

Zone 1 - #12

Presentation

Saturday - Room 311 - 4:00 pm

Prions, or 'zombie proteins,' are infectious agents that lead to a variety of neurodegenerative disorders (NDDs). They sicken cells by aggregating with each other and prevent proper protein folding leading to cell death from the accumulated damage. We propose a synthetic biology approach to better study prion propagation in the model organism *S. cerevisiae*. Our system involves inserting a premature stop codon into a protein open reading frame of interest or into dCas9 to respectively overexpress or knock-down protein levels during a [PSI⁺] response. We use Hsp104, a chaperone protein in *S. cerevisiae*, to demonstrate that our set-up phenotypically responds to the stop codon readthrough. This research is useful for continuously observing a phenotypic output during prion propagation in yeast and may have implications for helping to identify protein targets for both prevention and treatment of NDDs in the future.

Westminster UoW

Metabolic engineering of aminolevulinic acid biosynthesis in E. coli

Country

Europe - United Kingdom

Section

Undergrad

Track

Manufacturing

Poster

Zone 2 - #106

Presentation

Saturday - Room 312 - 2:30 pm

Aminolevulinic acid (ALA) is an endogenous non-protein amino acid that is as an intermediate in many pathways including Heme, Vitamin B12, chlorophyll and others. ALA has a range of applications including: Medical - tumour-localiser, cancer photodynamic therapy and drug delivery Agricultural - bioherbicide, plant growth regulator and insecticide. Current ALA production uses a chemical synthesis method which is highly energy demanding producing a low yield at a high cost. The aim of our project is to biosynthesise ALA by up-regulating and down-regulating certain enzymes in the heme biosynthesis (C5) pathway, this will not only increase the yield of ALA but to also decrease the energy required during the synthesis of the product. By metabolic engineering of E. coli we hope to optimise the production of ALA increasing the sustainability and the economical gain when synthesising the product.

William and Mary

The Circuit Control Toolbox

Country

North America - United States

Section

Undergrad

Track

Foundational Advance

Poster

Zone 2 - #89

Presentation

Friday - Room 311 - 11:30 am

We present a toolbox of BioBrick parts which can orthogonally modify the input-output response of arbitrary genetic circuits. By applying our decoy binding arrays, RBS library, and synthetic enhancers to their circuits, biologists will be able to tune their circuits' sensitivity to input, magnitude of response, and number of distinct output states. We thoroughly characterize the behavior of each toolbox part and incorporate this information into a comprehensive mathematical model called the Circuit Control Calculator, which guides users on how best to use our toolbox to achieve a desired response in their circuit.

WLC-Milwaukee

ToIC Under the Sea: Coral Rehabilitation via Bacteriophage Therapy

Country

North America - United States

Section

Undergrad

Track

Environment

Poster

Zone 4 - #214

Presentation

Sunday - Room 311 - 4:30 pm

In recent decades the issue of coral reef decline has become a global issue. Some of this decline is due to *Serratia marcescens*, a gram-negative bacterium that contributes to the loss of *Acropora palmata* (Caribbean Elkhorn coral). Bacteriophage therapy, the focus of WLC-Milwaukee, is not a recent innovation but it could be the key to stopping the decline of coral reefs from this pathogen. Building on methods and research conducted by the 2015 WLC-Milwaukee iGEM team, we conducted screens to find bacteriophages that destroy or incapacitate this and other waterborne pathogens using a specific bacterial protein, ToIC. Using *Escherichia coli* as a surrogate to express *Serratia* proteins, we can isolate *Serratia*-specific phages using a simple lab strain of *E. coli*. Looking ahead, we would like to increase phage specificity for *S. marcescens* as well as improve phage enrichment techniques that were previously developed.

WPI Worcester

RICE CRISPRs: RNA Inosine/ Uracil Conversion Editing Using CRISPR Technology

Country

North America - United States

Section

Undergrad

Track

New Application

Poster

Zone 2 - #112

Presentation

Saturday - Room 310 - 9:30 am

Nonsense and missense mutations cause numerous incurable diseases, including Cystic Fibrosis and Duchenne Muscular Dystrophy, that affect millions of people worldwide. Gene therapy is the most promising treatment for these genetics diseases. The majority of current gene therapy techniques focus on correction of DNA sequences; our project focuses on direct editing of RNA sequences. Targeting RNA is advantageous because it permits a tunable and reversible editing system that can repair multiple mutations while circumventing the process of homology directed repair. We have constructed dCas9 fusions to the editing enzymes APOBEC1 and ADAR1/2 to enable CRISPR-targeted C-to-U and A-to-I edits to RNA, respectively. We have designed and thoroughly characterized a series of GFP-based reporters that enable the detection and quantification of RNA editing by these dCas9 fusions. Our project outlines the theoretical framework for a novel, tunable, and reversible gene editing strategy with myriad applications.

XJTLU-CHINA

MUTA INVIVO

Country

Asia - China

Section

Undergrad

Track

Foundational Advance

Poster

Zone 2 - #83

Presentation

Saturday - Room 304 - 12:00 pm

XJTLU-CHINA aims to develop a novel in vivo method to construct DNA mutagenesis library. Unlike the conventional method that uses in vitro synthesized oligo-pools, we utilize a pathway constructed in bacterium *Escherichia coli* to guide the cells to mutate the DNA that has been preset as target. The mutagenesis guiding pathway that XJTLU-CHINA developed involves two major sections, the error-prone replication of RNA by Q β replicase and the reverse transcription accompanied by retrohoming of group II intron. The ultimate product upon the ending of the pathway will be a mutagenesis library of DNA target of interest that ready for in situ characterization or harvesting for the future use. The new method will be inexpensive to use and supposed be more robust in performance.

XMU-China

Genetically engineering the E.coli soldiers to detect and kill the drug-resistant bacteria

Country

Asia - China

Section

Undergrad

Track

Diagnostics

Poster

Zone 1 - #27

Presentation

Saturday - Room 311 - 11:30 am

For many years, overusing of antibiotics results in antibiotic resistance of many bacteria. Focusing on this, our team uses the way of synthetic biology to detect and kill the drug-resistant bacteria. In the project one, we designed a self-regulated gene circuit, which can detect and kill both the Gram-positive and the Gram-negative. It can express different fluorescent proteins when the engineering bacteria encounter different types of pathogenic bacteria. Then toxins are released out of the cell to kill the targets. We found that the pre-loading of the drug and the systemic inflammatory response are the barriers in most drug delivery strategies. So in the project two, we designed a pulsatile delivery cycles called 'SSLC' (Synthetically Synchronized Lysis Circuit), based on the 'SLC' (Synchronized Lysis Circuit) systems designed by M.Omar.Din in 2016. this system can become a therapeutic strategy for antibiotic resistance *E.coli*.

Yale

Optimizing multiplex automated genome engineering (MAGE) in the non-model rhizobia, *Rhizobium tropici* and *Sinorhizobium meliloti*.

Country

North America - United States

Section

Undergrad

Track

Foundational Advance

Poster

Zone 5 - #244

Presentation

Saturday - Room 304 - 11:30 am

Multiplex automated genome engineering (MAGE) is a genetic engineering technique that increases genetic diversity by introducing synthetic oligonucleotides. Two strains of rhizobia were chosen to provide a framework for implementing MAGE in non-model organisms. To optimize MAGE in *Rhizobium tropici* and *Sinorhizobium meliloti*, several experiments were conducted, including characterizing the activity of pORTMAGE-3 in rhizobia. Current data indicates the successful transformation and stability of pORTMAGE-3 in rhizobia. To improve how oligonucleotides are stabilized during MAGE, a second experiment consisted of characterizing a library of beta-homologous recombinases to find a beta protein optimized for rhizobia. Synthetic entry vectors carrying each of the rhizobium-specific recombinases are currently being constructed. A third experiment is to characterize a library of inducible promoters hypothesized to be compatible with rhizobia and a set of Anderson promoters. These promoters are being characterized using a citrine fluorescent assay to determine the most suitable promoter strength when performing MAGE.

ZJU-China

Enigma : Cipher Machine

Country

Asia - China

Section

Undergrad

Track

Information Processing

Poster


Zone 1 - #36

Presentation

Saturday - Room 302 - 11:00 am

Synthetic genetic oscillators have long been of interest to the scientific community. Our team has constructed a special oscillator gene circuit manipulating two quorum sensing autoinducers to change periodically, and reach their peak value alternately. Inspired by Enigma machine, we intend to use our oscillator circuit to make a biological cipher machine, which is able to encrypt and decipher information consisting of two basic elements. In our design, blue and red fluorescence stand for two basic elements of input and output. When one protein reaches its threshold value, a corresponding gene circuit will be triggered, either to retain the original element, or to change it to the other one. Using this method, we could realize the periodic conversion of a code book, which is hard to be deciphered. We hope this design can be an innovative attempt to apply synthetic biology to information safety from the aspect of interdisciplinary.

Reimagine Gene Synthesis



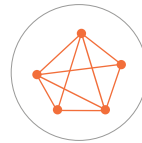
Why clone? Let Twist Bioscience build for you



Genes



Oligo Pools



Libraries

DNA synthesis is at the core of synthetic biology, and Twist Bioscience's innovative silicon-based DNA writing technology is transforming gene synthesis. Our 9,600 nano-well semiconductor platform allows highly uniform synthesis of over a million oligonucleotides with extremely low error rates, enabling amplification-free production of sequence-perfect genes with quick turn-around times, at industry-leading prices.

The scalability of our platform makes it suitable for any size project, whether you need 1 gene or 10,000, or more. Think on a new scale, reimagine your gene designs, and accelerate your discoveries.

What can Twist do for you?

sales@twistbioscience.com

www.twistbioscience.com





"SGI-DNA'S GIBSON ASSEMBLY® CLONING REDUCES THE TIME TO CREATE CONSTRUCTS THAT ADVANCE OUR BIOENGINEERING PROJECTS" *Stephanie Culler, Ph.D.* | Sr. Research Scientist at Genomatica

DNA MY WAY™

Gibson Assembly® CLONING

Get DNA your way. Generate seamless plasmid DNA or BAC clones without restriction digestion or DNA scars.

Gibson Assembly® cloning, developed by the J. Craig Venter Institute and Synthetic Genomics, allows for insertion of DNA fragments into virtually any vector without the need for compatible restriction sites. Join any two fragments to generate seamless constructs in your desired vector.

- Significantly faster than traditional cloning methods
- Avoid time-consuming subcloning
- Insert 1-15 fragments in a single round of cloning in ~1 hour
- Achieve transformation efficiencies of up to 95%



SGIDNA
A Synthetic Genomics, Inc. Company

#DNAMYWAY

Copyright © 2016 SGI-DNA, Inc. All rights reserved. All noted trademarks are the property of Synthetic Genomics, Inc. and/or its affiliates. GA080316

To learn more about Genomatica, visit www.genomatica.com

Gibson
Assembly®
Cloning
Guide


Download the Gibson
Assembly® Cloning Guide
at sgidna.com/dnamyway



**MathWorks is a proud supporter
of student competitions that inspire
learning and advance education in
engineering, science, and math**

Learn more at

mathworks.com/academia/student-competitions/igem





OUR GATEWAY TO EXCELLENCE IS INNOVATION.

Congratulations to all iGem participants! At Syngenta, we share your passion for research and the development of open community and collaboration!

Syngenta is committed to innovation in crop solutions to help feed the world. Through our Good Growth Plan and its mission to improve the sustainability of agriculture, we strive to achieve six core commitments by 2020.



Make crops
more efficient



Rescue more
farmland



Help biodiversity
flourish



Empower
smallholders



Help people
stay safe



Look after
every worker

For more information, visit www.GoodGrowthPlan.com or connect with us at social.SyngentaUS.com






is proud to
sponsor iGEM
and the future of
synthetic biology:
you!



www.gen9bio.com



Take your ideas into the future!

Our tools help you to assess your technology in real time

The SYNENERGENE initiative aims to foster responsible research and innovation in synthetic biology. In the three years of our collaboration with iGEM we have developed and tested tools to assess both the feasibility and the social desirability of future technologies.

Our free web-based tool, the 'iGEMers Guide to The Future', helps you design application scenarios and techno-moral vignettes that foster reflection and stimulate discussion about your innovative ideas – contributing to your human practices work.

Join our workshops at the iGEM Jamboree to see the tool in action around the issues of the fight against mosquito-borne diseases and conservation issues – or visit our website!

Picture: iGEM Foundation / Justin Knight 2014 (CC BY 2.0, modified)



SureVector® — Next Generation Cloning Vector

- Rapidly build any of a million possible vector combinations
- Quick 20-minute vector assembly times
- Flexible system to assemble vectors fast by changing parts easily

QuikChange® HT Protein Engineering

- Quickly identify functional sites across the entire protein
- Amino acid scanning, site saturations scanning, or targeted combinatorial mutagenesis
- Efficient design reduces screening time and costs
- From DNA to colonies in less than 24 hours with QuikChange Lightning speed

SureGuide™ CRISPR Genome Editing Solutions

- High quality, pre-cloned human and mouse plasmid libraries
- Customized libraries designed entirely to your specifications
- guideRNA synthesis kit and control kit

For Research Use Only. Not for use in diagnostic procedures.

EMPOWERING INNOVATION TO TRANSFORM SCIENCE

DEMAND PRECISION — Innovate faster and better with next generation, customizable solutions so you can transform science and improve life.





Community Drives Innovation and Your Invitation is Waiting

SynBioBeta is the perfect gateway to your future, drawing together entrepreneurs, investors and dreamers from around the world, let us help you bring your ideas to life.

As a student you know that community and making the right connections to excel your professional growth is often more about "who you know, not what you know". SynBioBeta membership offers you exclusive discounts to our community focused conferences where you can make key connections, as well as relevant and breaking content brought to you from the global scientific industry. SynBioBeta also offers a support structure for publishing of ideas, and a creative outlet for connecting with the industry through writing and volunteering opportunities.

Find your place in the synthetic biology community. Become a SynBioBeta Member and get 25% off all conference registration and gain access to member only content like our company database, and post event conference videos.

Special Offer for iGEM attendees 15% Off Membership, Use Code 150FFIGEM
Sign up at: www.synbiobeta.com/membership



Subscribe to Our News Digest at: www.synbiobeta.com/subscribe



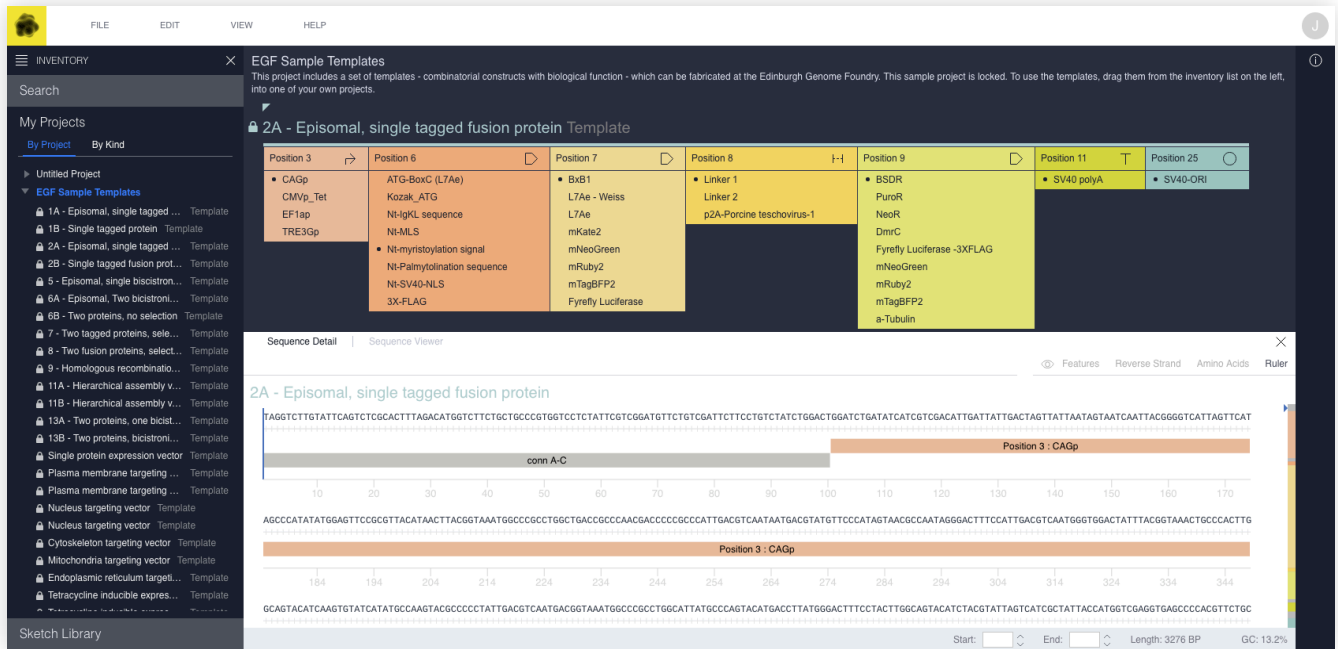
Conferences

Industry News

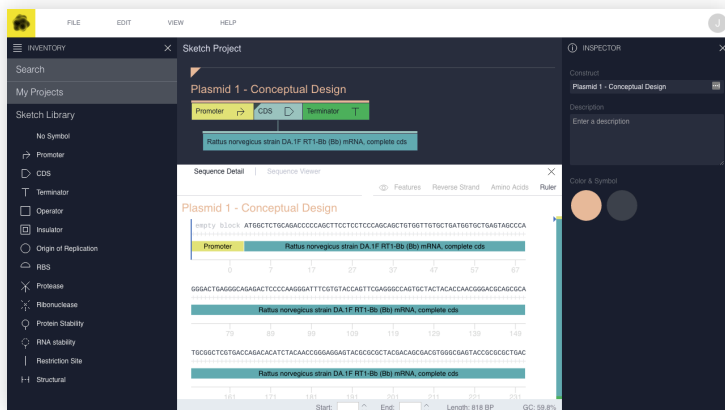
Education

Autodesk® Genetic Constructor

A visually rich, open source, extensible, cloud CAD tool for biological design. Library creation made easy!



Genetic Constructor enables high throughput design. Use nested constructs to abstract away low level base pair sequences. Use list blocks to quickly generate combinations. Preview different combinations in real time. Write a plugin to use your favorite algorithm.



Sketch your designs. Throw away the paper and presentation slides. Brainstorm your designs in Genetic Constructor, then fill in the sketch blocks with sequences from iGEM, NCBI, or your own library. No more cutting and pasting or translating designs from slides, spreadsheets or the laboratory white board.

JILLIAN'S (18+ only)

Dance floor, arcade games, pool tables, bowling lanes, and lounge areas, cash bar (21+)




Remember to
bring your ID
and badge!

145 Ipswich St, Boston, MA 02215

BLUE MAN GROUP

Interactive theatrical performance combining art, technology, and music for the High School teams



74 Warrenton St, Boston, MA 02116

INSTRUCTOR SOCIAL

Social event for the instructors and advisors!
Light refreshments will be served.



Hynes Convention Center, 3rd Floor, Ballroom

SOCIAL EVENTS



Sunday
October 30
8:00 PM

See page 57 for more information

DOWNLOAD THE GIANT JAMBOREE APP!

iOS and Android users:

- Download the Guidebook app from iTunes or the Play Store
- Type "Giant Jamboree" in the search box
- Click on "Get this Guide"
- The guide will download on your phone and can be used offline

Tablet and other devices:



- Go to guidebook.com/browse/ on your browser
- Type "Giant Jamboree" in the search box
- Click on "Get this Guide"
- The guide will download on your device and can be used offline

JOIN THE HYNES WIFI!

Wireless internet is provided by the Hynes Convention Center.


To join the Hynes Wireless Network:

- Go to "settings" on your mobile device
- Select the Wi-Fi option
- Click "BCEC Wireless Network" or "Hynes Wireless Network"



**DOWNLOAD
THE GUIDE!**

<https://guidebook.com/g/igem2016/>



2 0 1 7

G I A N T
J A M B O R E E


SEE YOU NEXT
YEAR!

NOVEMBER

09 - 13

2017

Hynes Convention Center
Boston, MA



PUBLISH YOUR LATEST RESEARCH WITH PLOS

Learn about the PLOS IGEM Collection

Visit us in the exhibit hall

plos.org/igem-2016

@PLOS





iGEM Foundation
igem.org